



**ILLINOIS STATE UNIVERSITY
EXHIBIT FS-10.1: SIGN STANDARDS**

Effective October 23, 2024

I. SIGNS

- A. All design and construction projects should include a wayfinding component. Illinois State University's Signage and Wayfinding standards should be implemented for all Illinois State University facilities. Exterior and interior "wayfinding" should provide direction to users of the campus and will be part of renovation and construction projects.
- B. A meeting with Illinois State University Facilities Planning, Design, and Construction (ISU FPDC) to review ISU signage requirements and standards is required for all projects. Obtain ISU FPDC's written approval for signage.
1. Sign standards are continuously being updated. Attached examples are subject to change. Confirm sign requirements at the separate sign meeting with ISU FPDC.
- C. Signage and Wayfinding Elements:
1. Sign Types:
 - a) E = Exterior
 - b) ID = Room Identification
 - c) RR = Restroom Identification
 - d) W = Wayfinding
 - e) RG = Regulatory
 - f) D = Directory
 - g) DP = Donor Plaques
 - h) M = Miscellaneous
 2. Exterior Building Identification Sign (E): New exterior building signs shall be provided for new construction or major renovations. Exterior signs will be located outside main entry to building at median near street. Additional building signs may be included on quad side or walking paths to support building identification. Final location of all building signs shall be incorporated into landscaping plans and confirmed in writing with Facilities Planning, Design, and Construction.
 - a) Referenced Drawings:
 - (1) E-1 Exterior building sign with one line
 - (2) E-2 Exterior building sign with two lines
 - (3) E-3 Exterior building sign with three lines
 - (4) EW-1 Exterior – Wayfinding Sign



FACILITIES PLANNING, DESIGN, AND CONSTRUCTION

Illinois State University

3. Room Identification (ID): All room signs shall be located on the side of the door frame, never on the door itself, and as required to meet accessibility.
 - a) Typical Room Signs: Typical signs shall be attached by double-sided tape to the drywall or other wall surface.
 - b) Room Signs located in Housing: Housing signs shall be mechanically attached to the wall to prevent unwanted removal. Provide four pre-drilled holes with four tamper proof screw attachments.
 - c) Mounting Location: Mount room signs 9" from the door edge to the centerline of the sign and at a height that complies with the current ADA requirements.
 - d) Referenced Drawings:
 - (1) ID-1 Room Identification – Number Only
 - (2) ID-1.1 Room Identification – Number + Right Arrow
 - (3) ID-1.2 Room Identification – Number + Left Arrow
 - (4) ID-1.3 Room Identification – Exit
 - (5) ID-2 Room Identification – Electrical
 - (6) ID-2.1 Room Identification – Janitorial
 - (7) ID-2.2 Room Identification – Telecom
 - (8) ID-2.3 Room Identification – Mechanical
 - (9) ID-2.4 Room Identification – Employees Only
 - (10) ID-2.5 Room Identification – Maximum Occupancy
 - (11) ID-2.6 Room Identification – Women's Locker Room
 - (12) ID-2.7 Room Identification – Men's Locker Room
 - (13) ID-2.8 Room Identification – Women's Dressing Room
 - (14) ID-2.9 Room Identification – Men's Dressing Room
 - (15) ID-3 Room Identification – Insert Name – 6 1/2" Wide
 - (16) ID-3.1 Room Identification – Insert Name – 8 1/2" Wide
 - (17) ID-3.2 Room Identification – Insert Name – 8 1/2" Wide – Arrow
 - (18) ID-3.3 Room Identification – Insert Name – 8 3/4" Wide
 - (19) ID-4 Room Identification – Conference Slider

4. Restroom Identification (RR): All restroom signs shall be located on the side of the door frame, never on the door itself, and as required to meet accessibility.
 - a) Typical Room Signs: Typical signs shall be attached by double-sided tape to the drywall or other wall surface.
 - b) Room Signs located in Housing: Housing signs shall be mechanically attached to the wall to prevent unwanted removal. Provide four pre-drilled holes with four tamper proof screw attachments.
 - c) Mounting Location: Mount restroom signs 9" from the door edge to the centerline of the sign and at a height that complies with the current ADA requirements.



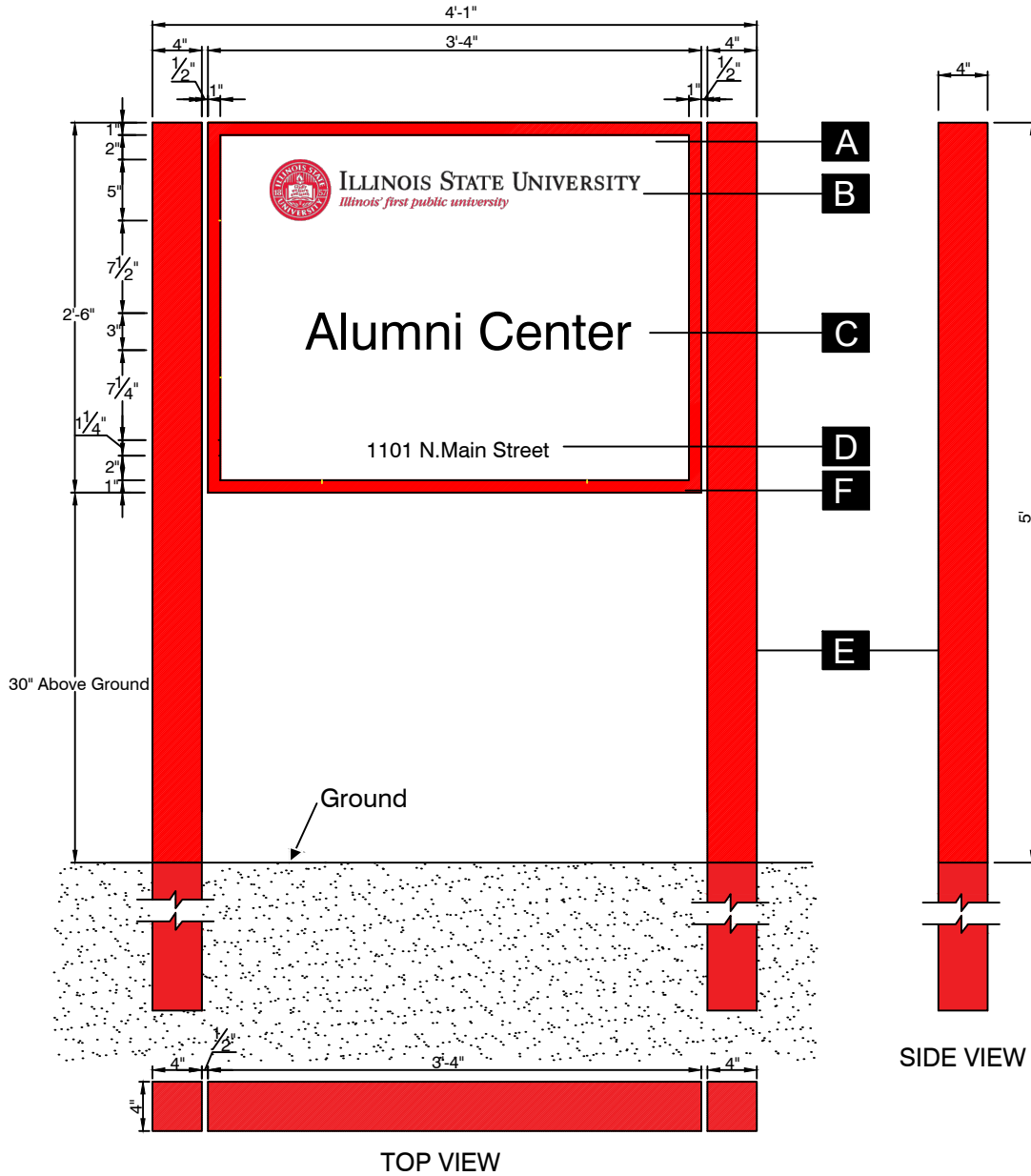
- d) Referenced Drawings:
- (1) RR-1 Restroom Identification – Accessible – Women
 - (2) RR-1.1 Restroom Identification – Women
 - (3) RR-2 Restroom Identification – Accessible – Men
 - (4) RR-2.1 Restroom Identification – Men
 - (5) RR-3 Restroom Identification – Accessible – Girls
 - (6) RR-3.1 Restroom Identification – Girls
 - (7) RR-4 Restroom Identification – Accessible – Boys
 - (8) RR-4.1 Restroom Identification – Boys
 - (9) RR-5 Restroom Identification – Accessible – All Gender
 - (10) RR-5.1 Restroom Identification – All Gender
 - (11) RR-6 Restroom Identification – Accessible – Baby Changing Station – Women
 - (12) RR-6.1 Restroom Identification – Baby Changing Station – Women
 - (13) RR-7 Restroom Identification – Accessible Baby Changing Station – Men
 - (14) RR-7.1 Restroom Identification – Baby Changing Station – Men
 - (15) RR-8 Restroom Identification – Accessible Baby Changing Station – All Gender
 - (16) RR-8.1 Restroom Identification – Baby Changing Station – All Gender
5. Wayfinding (W): Wayfinding signs will be designed to support circulation through facilities and identification of resources located within buildings.
- a) Referenced Drawings:
- (1) W-1 Wayfinding – Wall Mounted Sign – Portrait
 - (2) W-1.1 Wayfinding – Wall Mounted – Landscape
 - (3) W-2 Wayfinding – Flag Sign – Accessible – Women
 - (4) W-2.1 Wayfinding – Flag Sign – Women
 - (5) W-3 Wayfinding – Flag Sign – Accessible – Men
 - (6) W-3.1 Wayfinding – Flag Sign – Men
 - (7) W-4 Wayfinding – Flag Sign – Accessible – All Gender
 - (8) W-4.1 Wayfinding – Flag Sign – All Gender
 - (9) W-5 Wayfinding – Flag Sign – Women, Men, Accessible
 - (10) W-5.1 Wayfinding – Flag Sign – Women & Men
 - (11) W-6 Wayfinding – Elevator
6. Regulatory signage (RG): Regulatory signs are sign types that identify required resources and specific characteristics within facilities.
- a) Stairwell Identification and Stair Floor Numbering:
- (1) Referenced Drawings:
 - (a) RG-1 Stair Identification – Corridor
 - (b) RG-1.1 Stair Identification – In Case of Fire Use Stairs



FACILITIES PLANNING, DESIGN, AND CONSTRUCTION

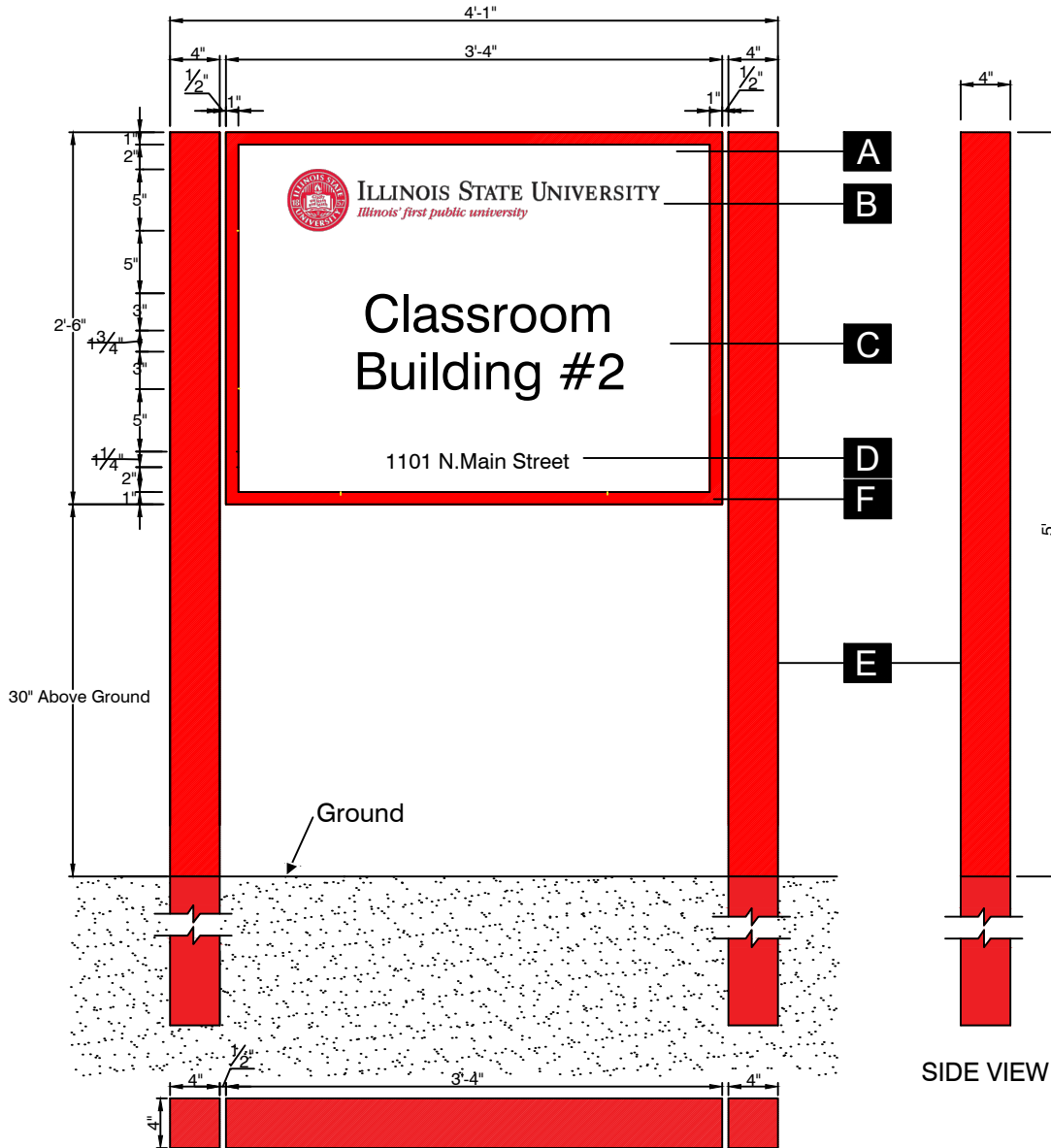
Illinois State University

- (c) RG-1.2 Stair Identification – Floor Number
 - (d) RG-1.3 Regulatory – Emergency Exit Only
 - b) Lactation Room: Locate at designated Lactation Rooms.
 - (1) Referenced Drawings:
 - (a) RG-2 Regulatory – Lactation Sign
 - c) Emergency: Signs shall be located where each description is applicable. Emergency Guide (RG-4) shall be located at each exterior entrance off of a corridor or vestibule. When required, emergency/evacuation map(s) shall utilize RG-4 signs.
 - (1) Referenced Drawings:
 - (a) RG-3 Regulatory – Area of Refuge
 - (b) RG-3.1 Regulatory – Push For Help
 - (c) RG-4 Regulatory – Emergency Guide – Portrait
 - (d) RG-5 Regulatory – Flag Sign – Fire Extinguisher
- 7. Building Directory (D): Building Directories shall be located at the main entrance or entrances of a building.
 - (1) Referenced Drawings:
 - (a) D-1 Directory – Wall Mounted
- 8. Donor Plaques (DP): Donor Plaques are sign types that identify donors.
 - (1) Referenced Drawings:
 - (a) DP-1 Donor – Plaque – Individual
 - (b) DP-2 Donor – Wall – Lettering
 - (c) DP-3 Building Dedication Plaque – 12”W x 18”H
- 9. Miscellaneous signage (M): Miscellaneous signs are additional signs specifically requested.
 - a) Referenced Drawings:
 - (1) AL-1 Information & Directional – Assistive Listening Device
 - (2) M-1 Memo Holder – 9 ¼” x 11 ½” – Portrait



Legend:

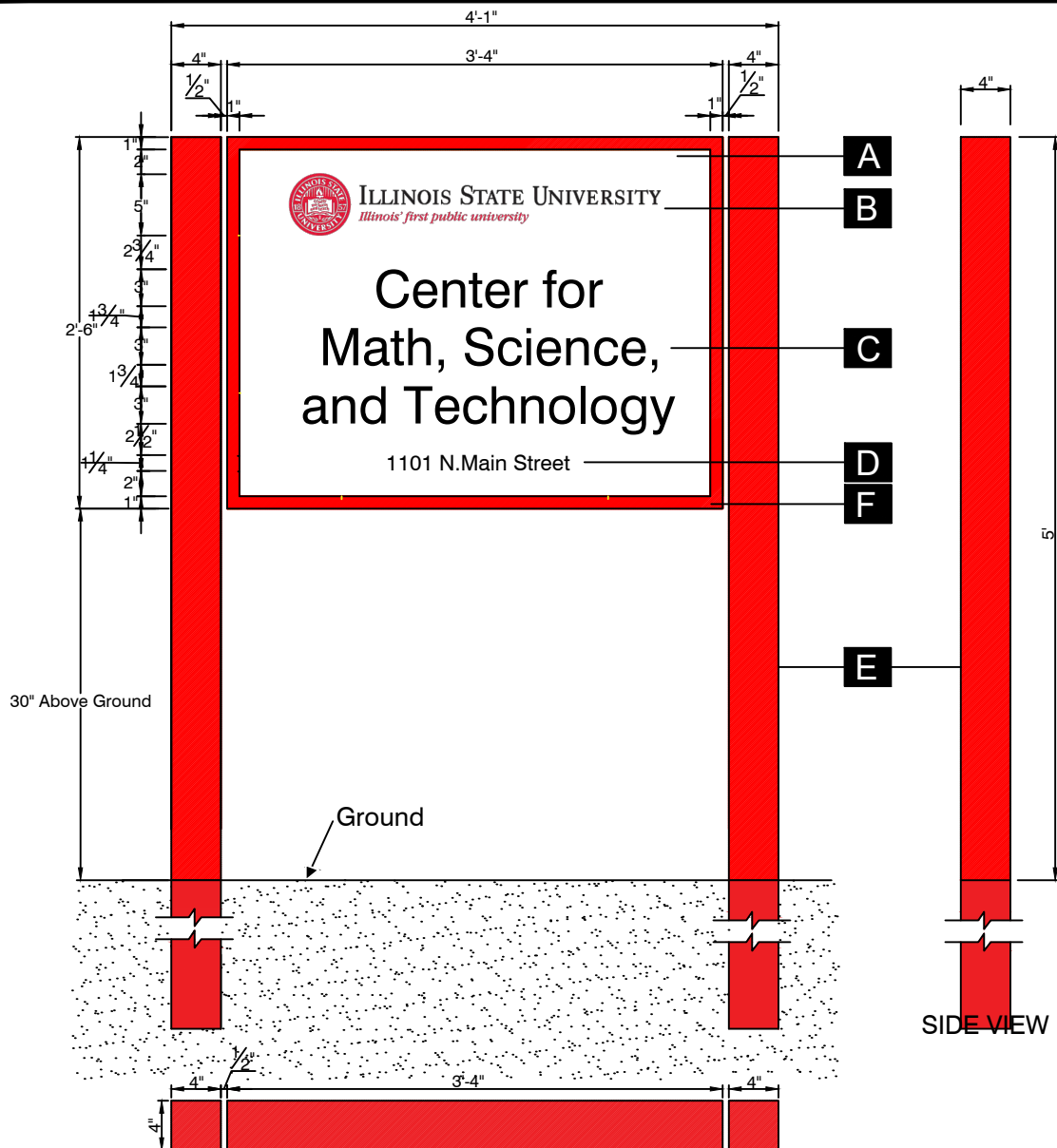
- A** Two sided exterior building sign with Aluminum face in white color.
- B** "Illinois State University" text shall be Times New Roman and center justified. "I", "S", and "U" to be 1-1/2" tall. Remainder of text to be 1-1/8" tall upper case with black vinyl lettering (5 years warranty). Illinois' first public university to be 7/8" tall. All lettering shall be centered.
- C** Building name shall be Helvetica Medium Bold 3" tall upper and lower case with black vinyl lettering (5 years warranty). All lettering shall be centered.
- D** Building address shall be Helvetica Medium 1-1/4" tall upper and lower case with black vinyl lettering (5 years warranty). All lettering shall be centered.
- E** 4" x 4" square Aluminum Posts. Color shall be ISU Red (To match Pantone #186C). All Red Parts shall be ISU Red Power Coated with 0.063 Baked Enamel Finish.
- F** 1"w aluminum trim. Color shall be ISU Red (To match Pantone #186C).



TOP VIEW

Legend:

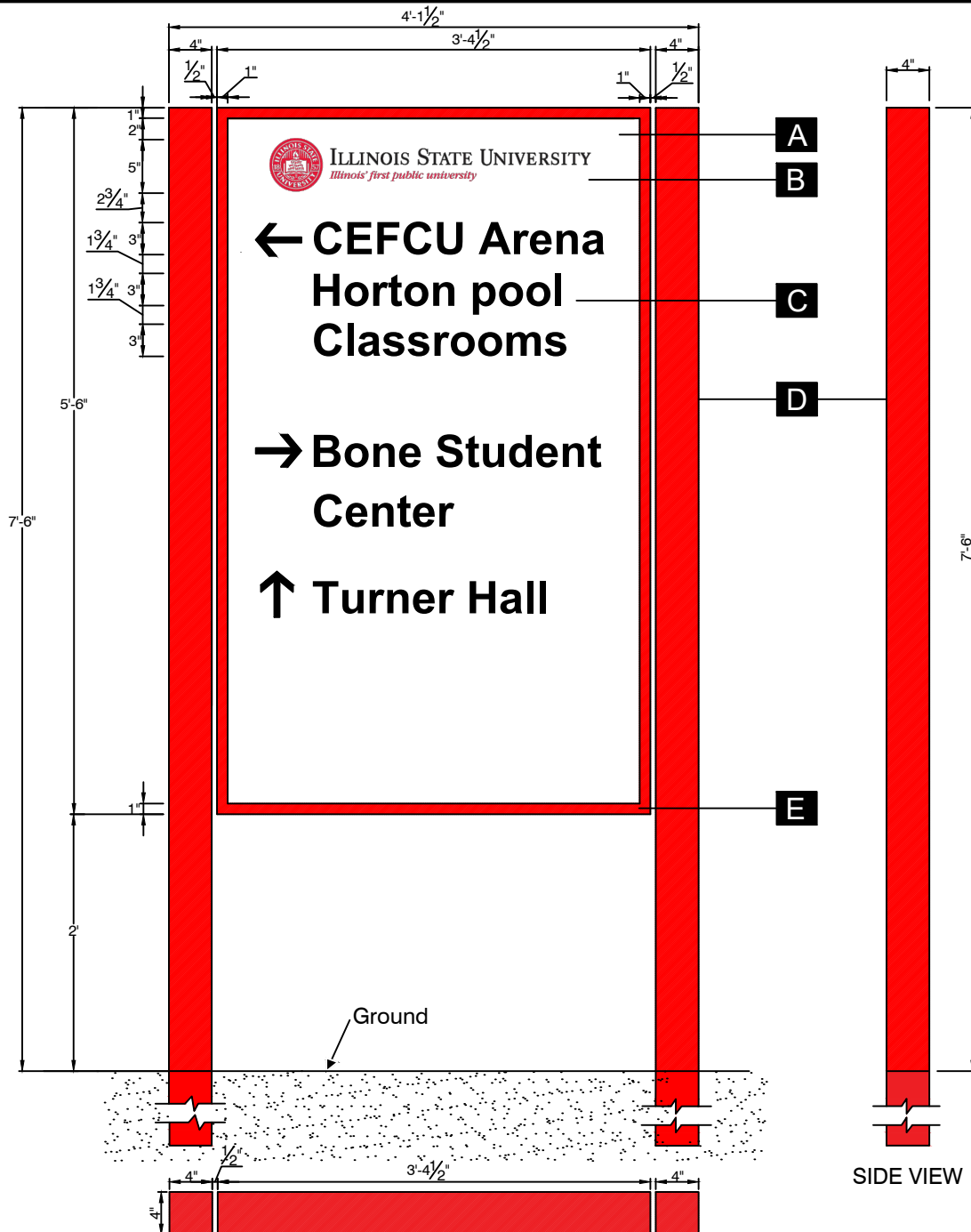
- A** Two sided exterior building sign with Aluminum face in white color.
- B** "Illinois State University" text shall be Times New Roman and center justified. "I", "S", and "U" to be 1-1/2" tall. Remainder of text to be 1-1/8" tall upper case with black vinyl lettering (5 years warranty). Illinois' first public university to be 7/8" tall. All lettering shall be centered.
- C** Building name shall be Helvetica Medium Bold 3" tall upper and lower case with black vinyl lettering (5 years warranty). All lettering shall be centered.
- D** Building address shall be Helvetica Medium 1-1/4" tall upper and lower case with black vinyl lettering (5 years warranty). All lettering shall be centered.
- E** 4" x 4" square Aluminum Posts. Color shall be ISU Red (To match Pantone #186C). All Red Parts shall be ISU Red Power Coated with 0.063 Baked Enamel Finish.
- F** 1" w aluminum trim. Color shall be ISU Red (To match Pantone #186C).



Legend:

TOP VIEW

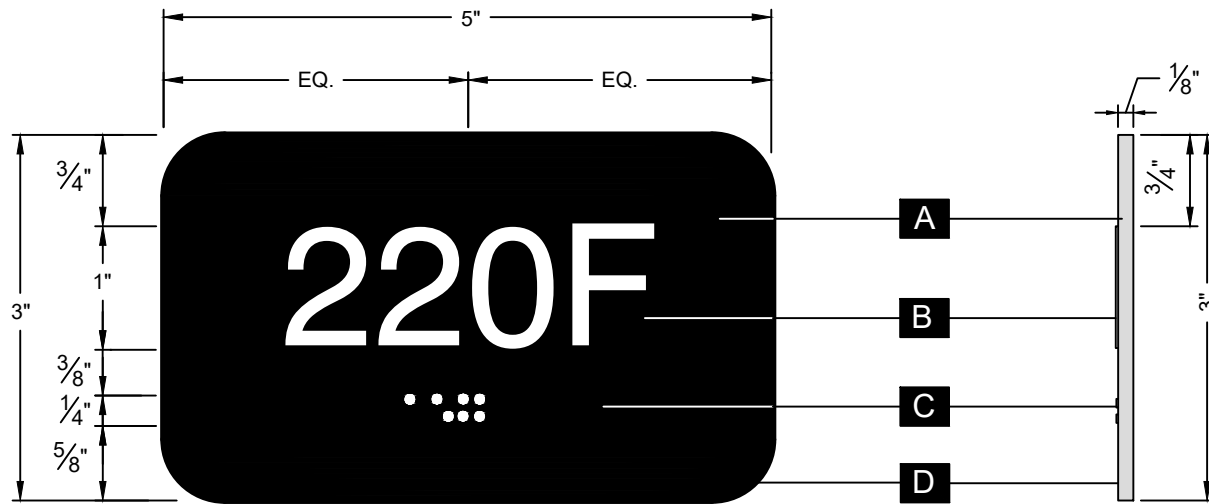
- A** Two sided exterior building sign with Aluminum face in white color.
- B** "Illinois State University" text shall be Times New Roman and center justified. "I", "S", and "U" to be 1-1/2" tall. Remainder of text to be 1-1/8" tall upper case with black vinyl lettering (5 years warranty). Illinois' first public university to be 7/8" tall. All lettering shall be centered.
- C** Building name shall be Helvetica Medium Bold 3" tall upper and lower case with black vinyl lettering (5 years warranty). All lettering shall be centered.
- D** Building address shall be Helvetica Medium 1-1/4" tall upper and lower case with black vinyl lettering (5 years warranty). All lettering shall be centered.
- E** 4" x 4" square Aluminum Posts. Color shall be ISU Red (To match Pantone #186C). All Red Parts shall be ISU Red Power Coated with 0.063 Baked Enamel Finish.
- F** 1" w aluminum trim. Color shall be ISU Red (To match Pantone #186C).



Legend:

TOP VIEW

- A** Two sided exterior wayfinding sign with Aluminum face in white color.
- B** "Illinois State University" text shall be Times New Roman. "I", "S", and "U" to be 1-1/2" tall. Remainder of text to be 1-1/8" tall upper case with black vinyl lettering (5 years warranty). Illinois' first public university to be 7/8" tall. All lettering shall be centered.
- C** Building name shall be Helvetica Medium Bold 3" tall upper and lower case with black vinyl lettering (5 years warranty). All lettering shall be centered.
- D** 4" x 4" square Aluminum Posts. Color shall be ISU Red. (To match Pantone #186C) All Red Parts shall be ISU Red Power Coated with 0.063 Baked Enamel Finish.
- E** 1" w aluminum trim. Color shall be ISU Red (To match Pantone #186C).



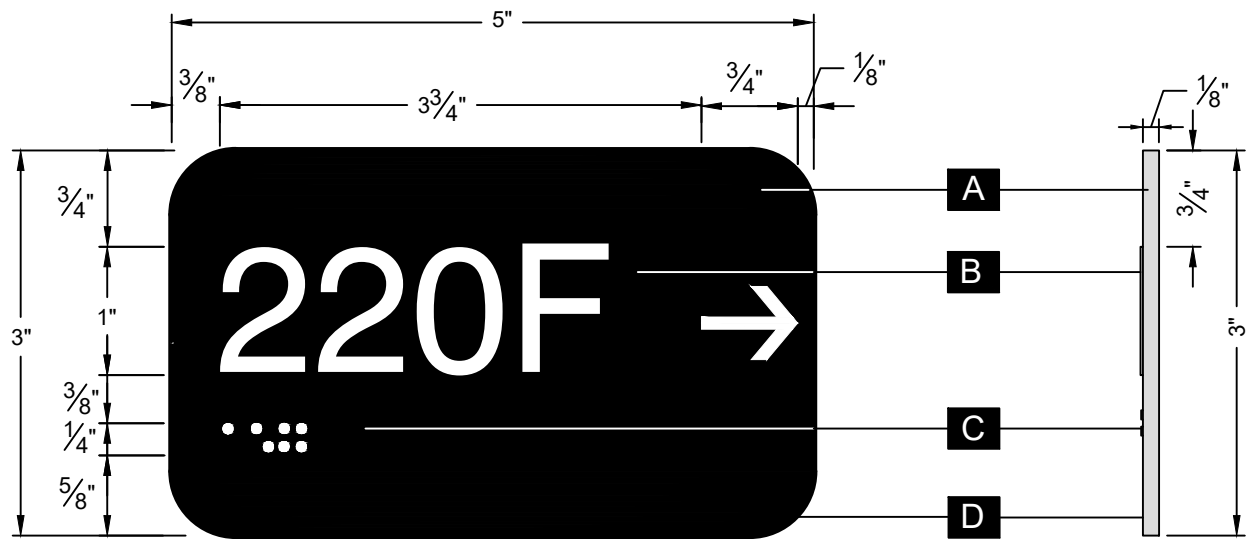
Side view

Legend:

- A** 3"h x 5"w x 1/8"d tactile photopolymer face and edges painted first surface Sherwin Williams 6991 Black Magic (SW-6991).
- B** 1"h x 1/32"d raised, white, upper case "Helvetica Regular" room number; center justified.
- C** Grade II braille painted first surface SW-6991; center justified.
- D** 1/2" outside radius corners.

Requirements:

1. Submit sample to ISU for approval.
2. All signs shall meet ADA requirements.
3. Two strips of double sided 3M VHB tape mounting to be included unless otherwise noted.



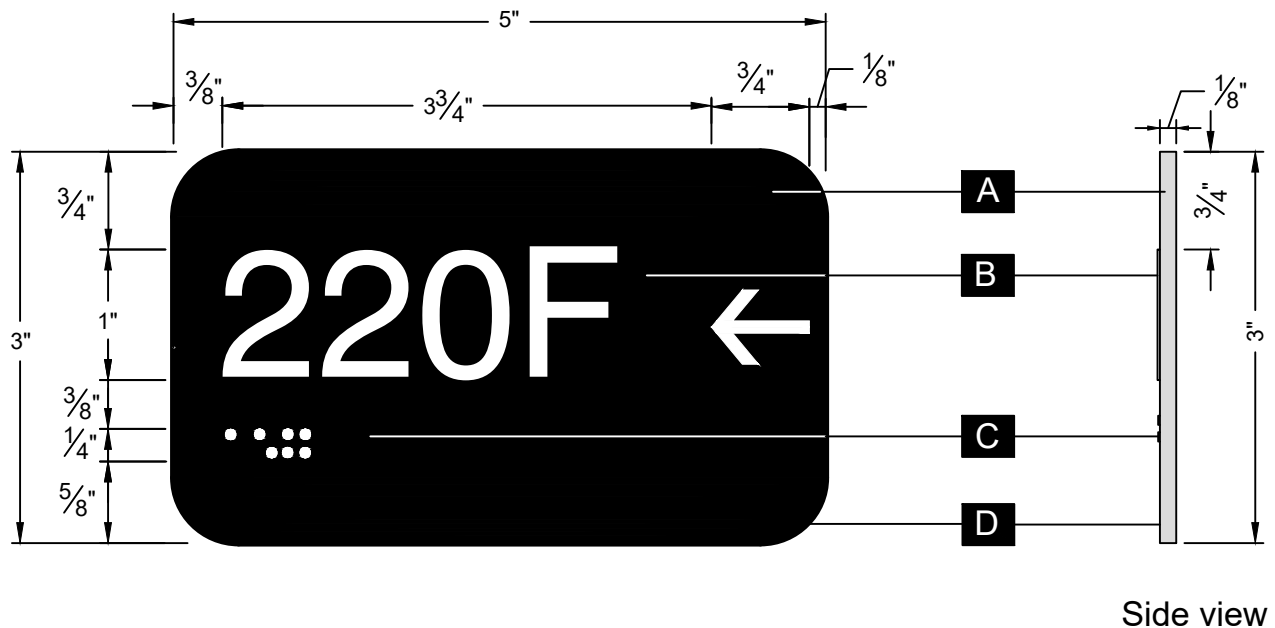
Side view

Legend:

- A** 3"h x 5"w x 1/8"d tactile photopolymer face and edges painted first surface Sherwin Williams 6991 Black Magic (SW-6991).
- B** 1"h x 1/32"d raised, white, upper case "Helvetica Regular" room number (left justified); arrow (right justified).
- C** Grade II braille painted first surface SW-6991; left justified.
- D** 1/2" outside radius corners.

Requirements:

1. Submit sample to ISU for approval.
2. All signs shall meet ADA requirements.
3. Two strips of double sided 3M VHB tape mounting to be included unless otherwise noted.



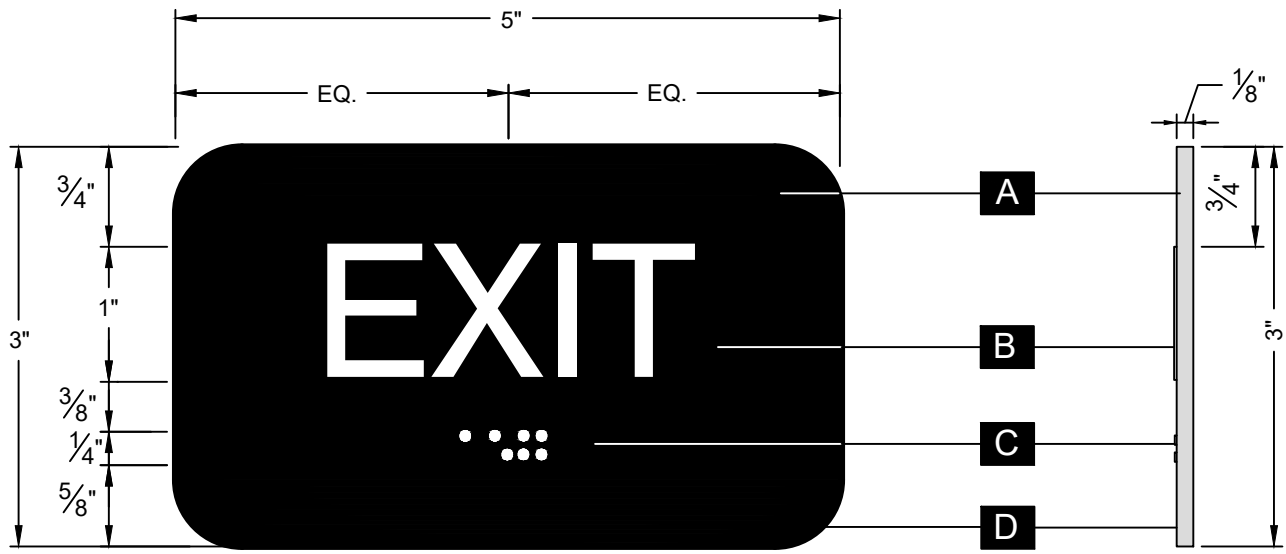
Side view

Legend:

- A** 3"h x 5"w x 1/8"d tactile photopolymer face and edges painted first surface Sherwin Williams 6991 Black Magic (SW-6991).
- B** 1"h x 1/32"d raised, white, upper case "Helvetica Regular" room number (left justified); arrow (right justified).
- C** Grade II braille painted first surface SW-6991; left justified.
- D** 1/2" outside radius corners.

Requirements:

1. Submit sample to ISU for approval.
2. All signs shall meet ADA requirements.
3. Two strips of double sided 3M VHB tape mounting to be included unless otherwise noted.



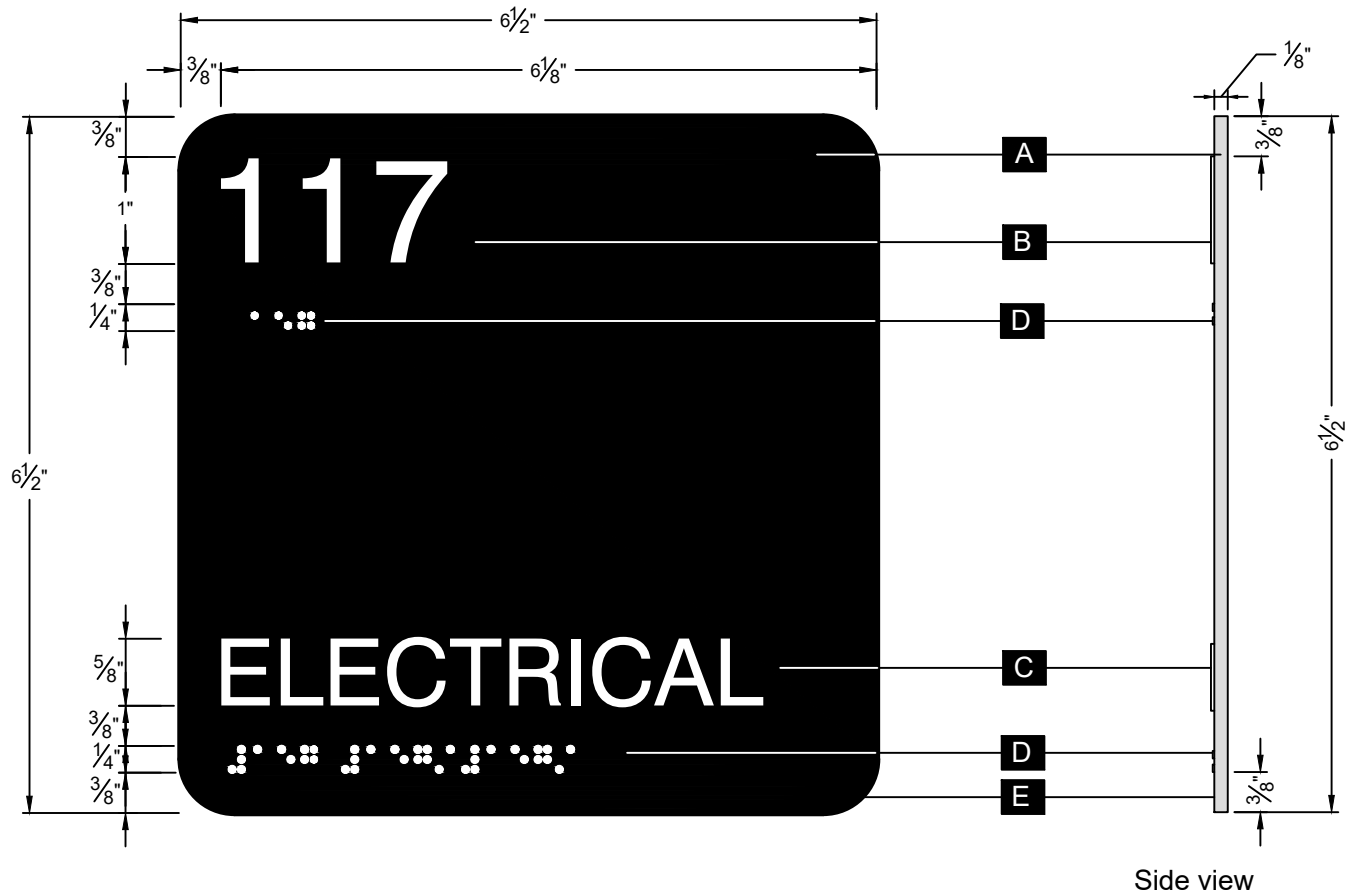
Side view

Legend:

- A** 3"h x 5"w x 1/8"d tactile photopolymer painted first surface Sherwin Williams 6991 Black Magic (SW-6991).
- B** 1"h x 1/32"d raised, white, upper case "Helvetica Regular" room number; center justified.
- C** Grade II braille painted first surface SW-6991; center justified.
- D** 1/2" outside radius corners.

Requirements:

1. Submit sample to ISU for approval.
2. All signs shall meet ADA requirements.
3. Two strips of double sided 3M VHB tape mounting to be included unless otherwise noted.

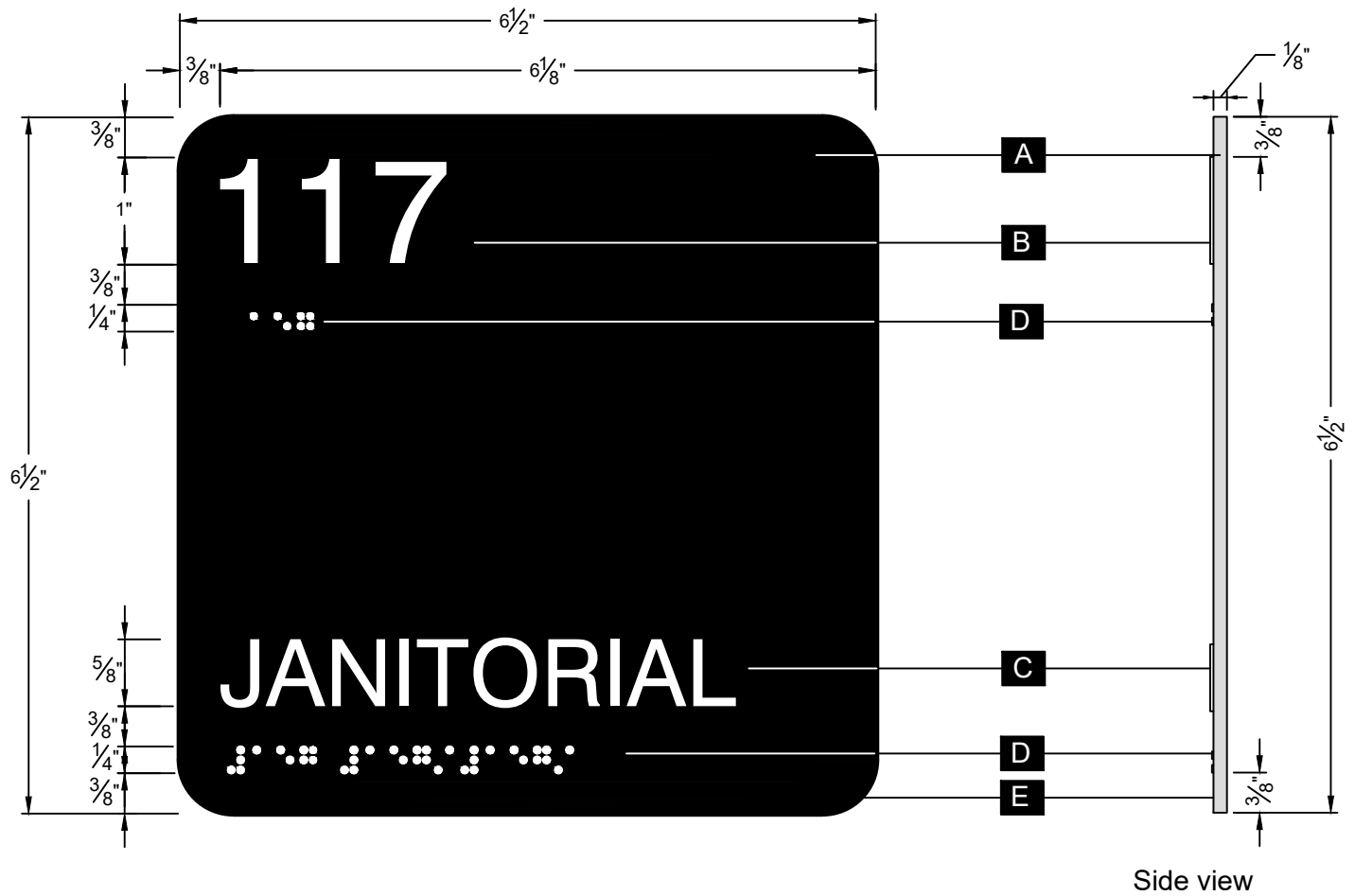


Legend:

- A** 6-1/2"w x 6-1/2"h x 1/8"d tactile photopolymer face and edges painted first surface Sherwin William 6991 Black Magic (SW-6991).
- B** 1"h x 1/32"d raised, white, upper case "Helvetica Regular" room number; left justified.
- C** Identification copy shall be 5/8" high, 1/32"d raised, white, upper case "Helvetica Regular"; left justified.
- D** Grade II braille painted first surface SW-6991; left justified.
- E** 1/2" radius rounded corners.

Requirements:

1. Submit sample to ISU for approval.
2. All signs shall meet ADA requirements.
3. Three strips of double sided 3M VHB tape mounting to be included unless otherwise noted.

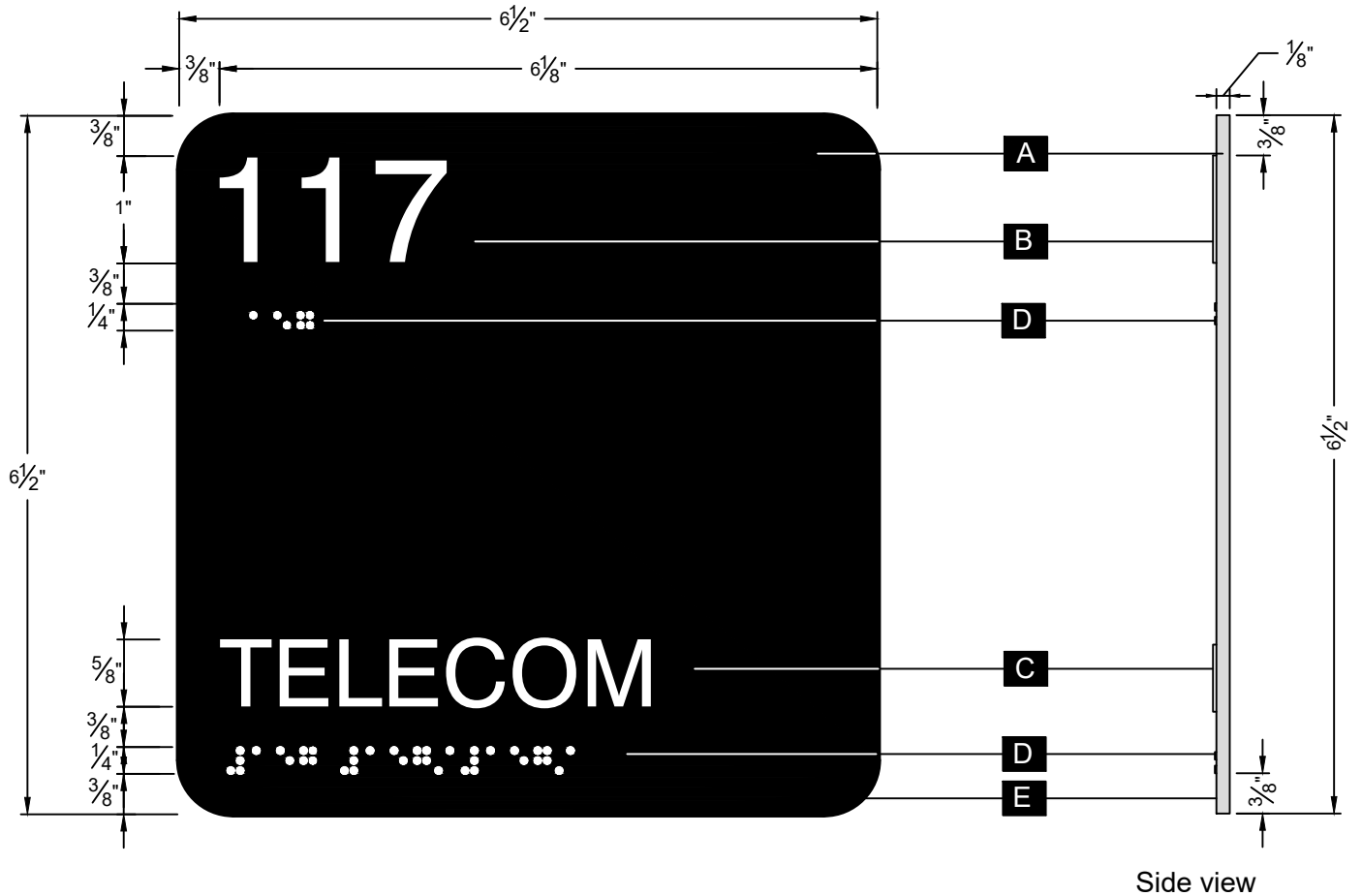


Legend:

- A** 6-1/2"w x 6-1/2"h x 1/8"d tactile photopolymer face and edges painted first surface Sherwin William 6991 Black Magic (SW-6991).
- B** 1"h x 1/32"d raised, white, upper case "Helvetica Regular" room number; left justified.
- C** Identification copy shall be 5/8" high, 1/32"d raised, white, upper case "Helvetica Regular"; left justified.
- D** Grade II braille painted first surface SW-6991; left justified.
- E** 1/2" radius rounded corners.

Requirements:

1. Submit sample to ISU for approval.
2. All signs shall meet ADA requirements.
3. Three strips of double sided 3M VHB tape mounting to be included unless otherwise noted.

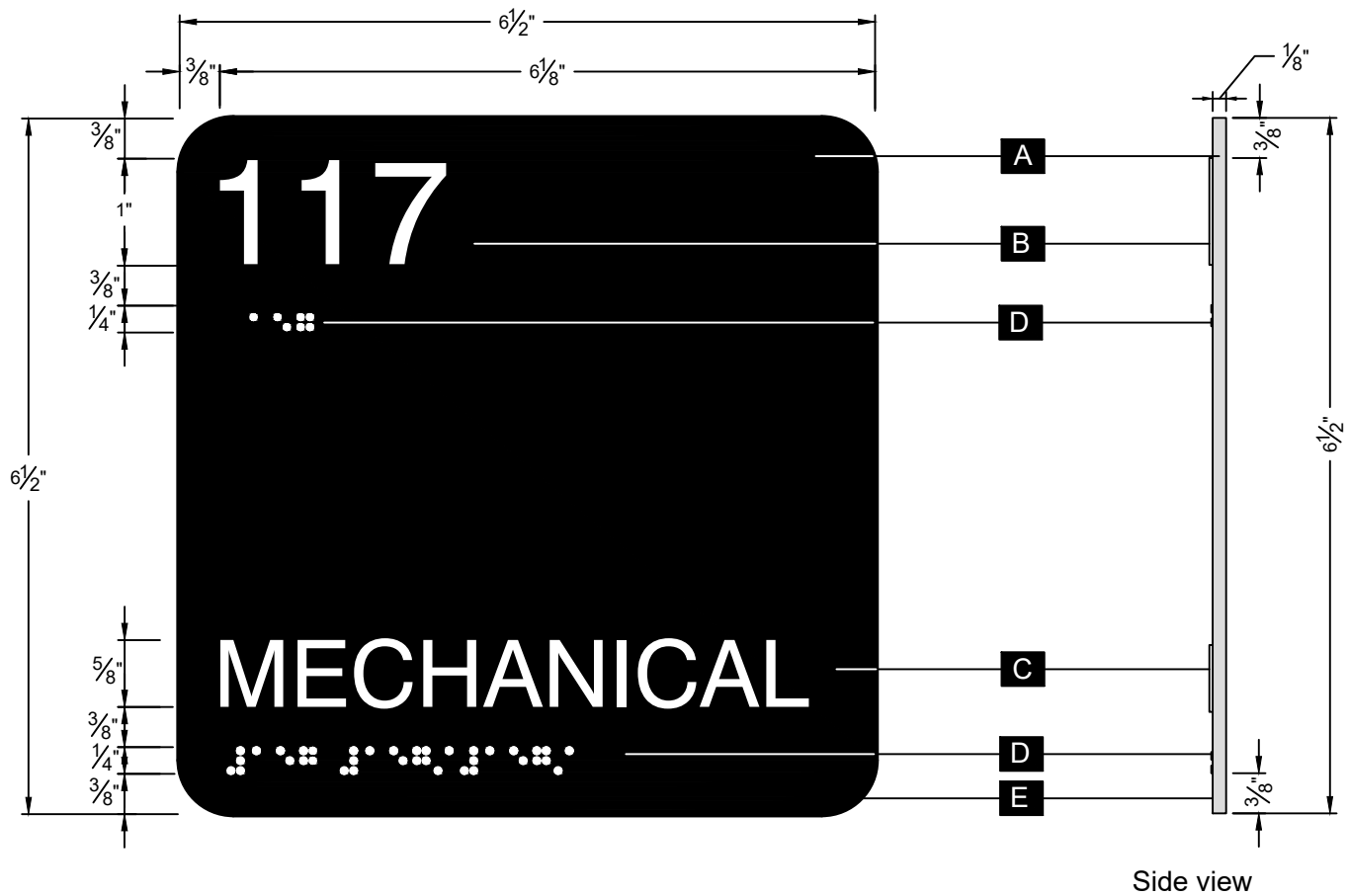


Legend:

- A** 6-1/2"w x 6-1/2"h x 1/8"d tactile photopolymer face and edges painted first surface Sherwin William 6991 Black Magic (SW-6991).
- B** 1"h x 1/32"d raised, white, upper case "Helvetica Regular" room number; left justified.
- C** Identification copy shall be 5/8" high, 1/32"d raised, white, upper case "Helvetica Regular"; left justified.
- D** Grade II braille painted first surface SW-6991; left justified.
- E** 1/2" radius rounded corners.

Requirements:

1. Submit sample to ISU for approval.
2. All signs shall meet ADA requirements.
3. Three strips of double sided 3M VHB tape mounting to be included unless otherwise noted.

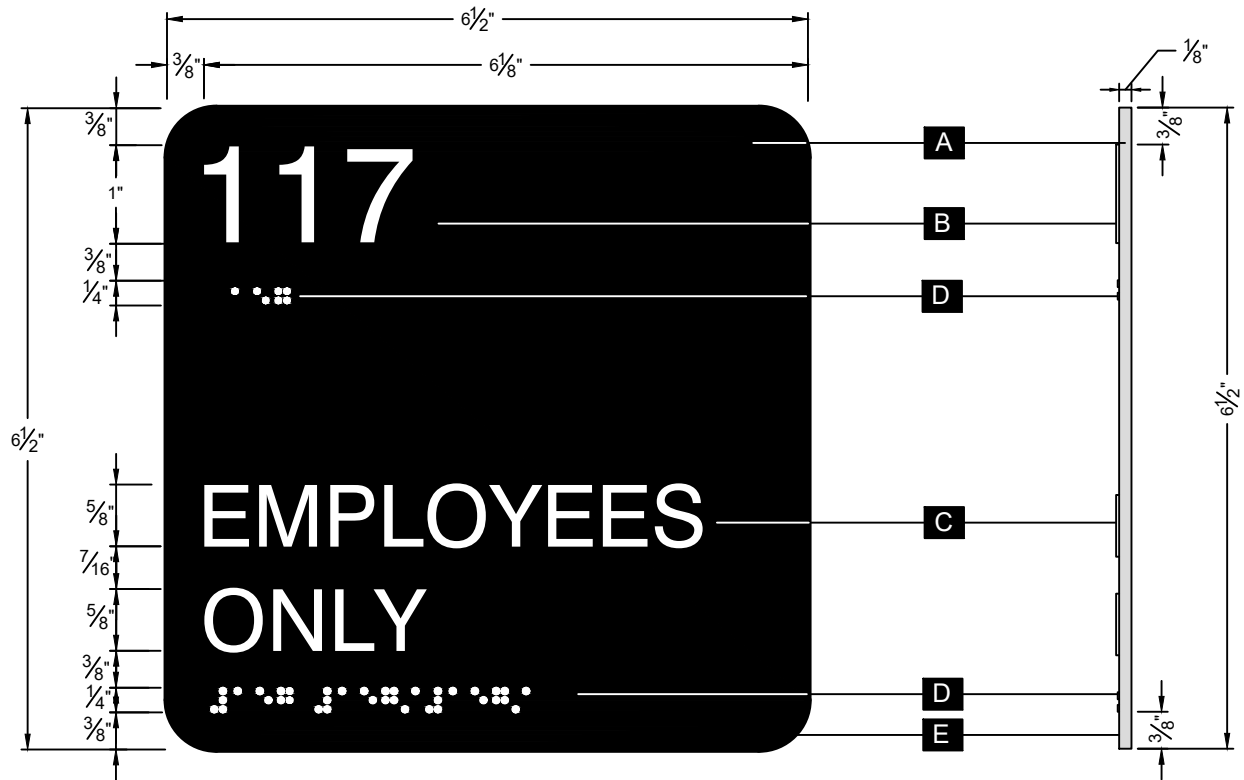


Legend:

- A** 6-1/2"w x 6-1/2"h x 1/8"d tactile photopolymer face and edges painted first surface Sherwin William 6991 Black Magic (SW-6991).
- B** 1"h x 1/32"d raised, white, upper case "Helvetica Regular" room number; left justified.
- C** Identification copy shall be 5/8" high, 1/32"d raised, white, upper case "Helvetica Regular"; left justified.
- D** Grade II braille painted first surface SW-6991; left justified.
- E** 1/2" radius rounded corners.

Requirements:

1. Submit sample to ISU for approval.
2. All signs shall meet ADA requirements.
3. Three strips of double sided 3M VHB tape mounting to be included unless otherwise noted.



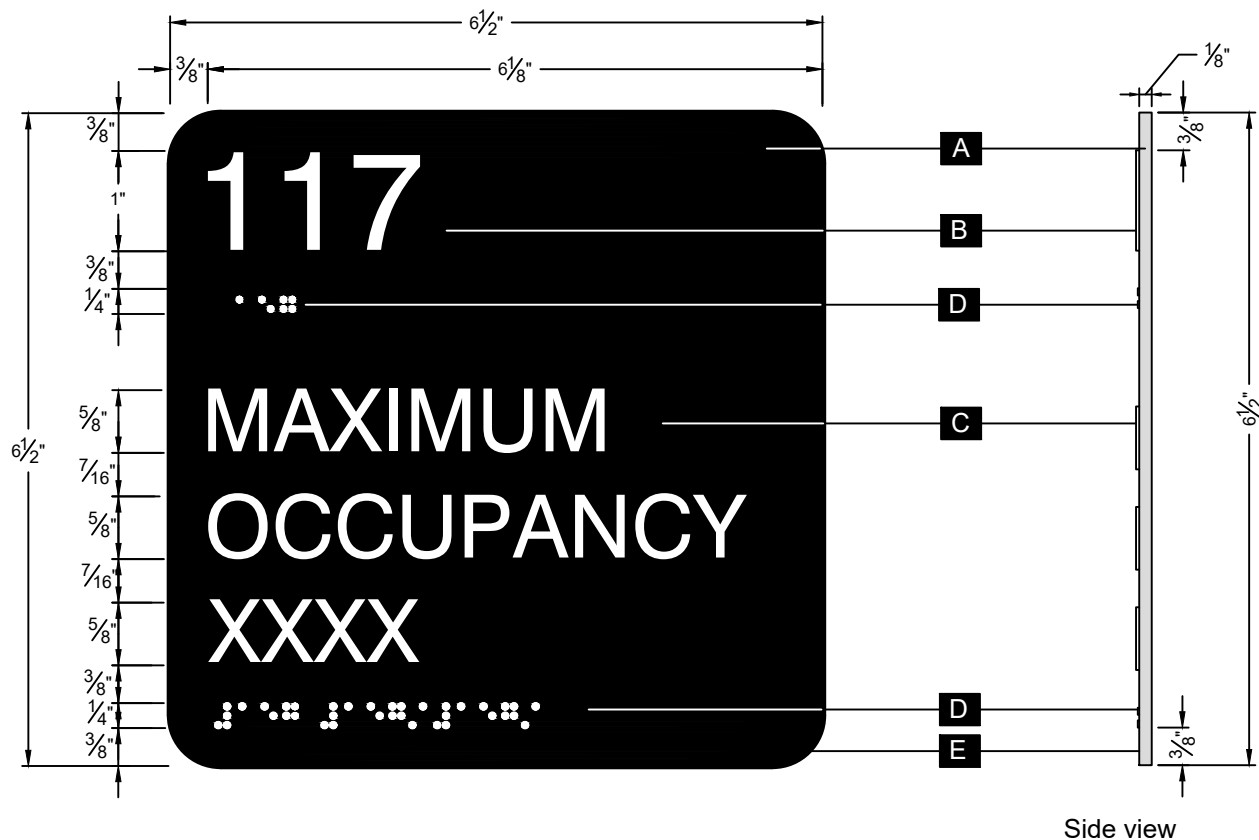
Side view

Legend:

- A** 6-1/2"w x 6-1/2"h x 1/8"d tactile photopolymer face and edges painted first surface Sherwin William 6991 Black Magic (SW-6991).
- B** 1"h x 1/32"d raised, white, upper case "Helvetica Regular" room number; left justified.
- C** Identification copy shall be 5/8" high, 1/32"d raised, white, upper case "Helvetica Regular"; left justified.
- D** Grade II braille painted first surface SW-6991; left justified.
- E** 1/2" radius rounded corners.

Requirements:

1. Submit sample to ISU for approval.
2. All signs shall meet ADA requirements.
3. Three strips of double sided 3M VHB tape mounting to be included unless otherwise noted.

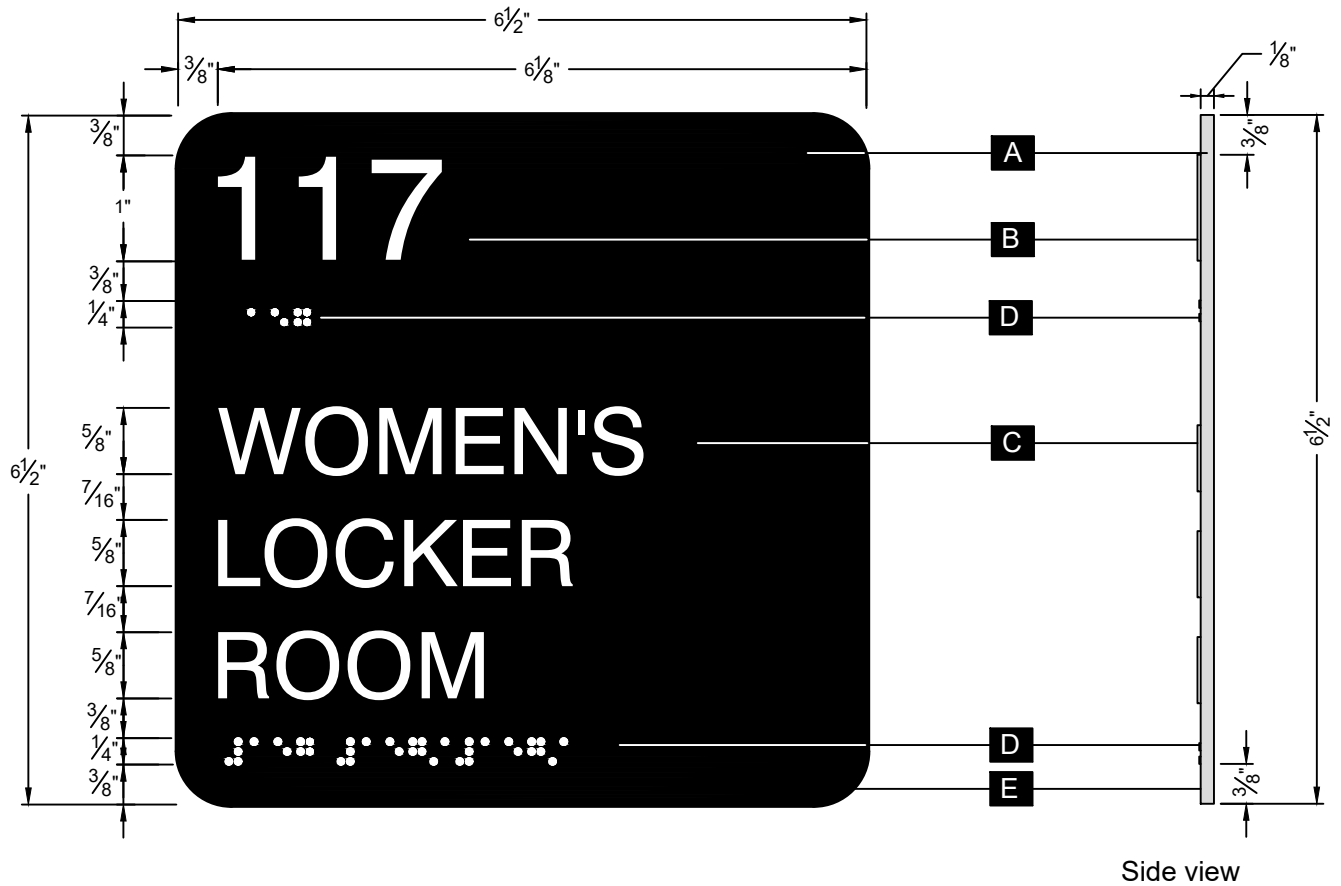


Legend:

- A** 6-1/2"w x 6-1/2"h x 1/8"d tactile photopolymer face and edges painted first surface Sherwin William 6991 Black Magic (SW-6991).
- B** 1"h x 1/32"d raised, white, upper case "Helvetica Regular" room number; left justified.
- C** Identification copy shall be 5/8" high, 1/32"d raised, white, upper case "Helvetica Regular"; left justified.
- D** Grade II braille painted first surface SW-6991; left justified.
- E** 1/2" radius rounded corners.

Requirements:

1. Submit sample to ISU for approval.
2. All signs shall meet ADA requirements.
3. Three strips of double sided 3M VHB tape mounting to be included unless otherwise noted.

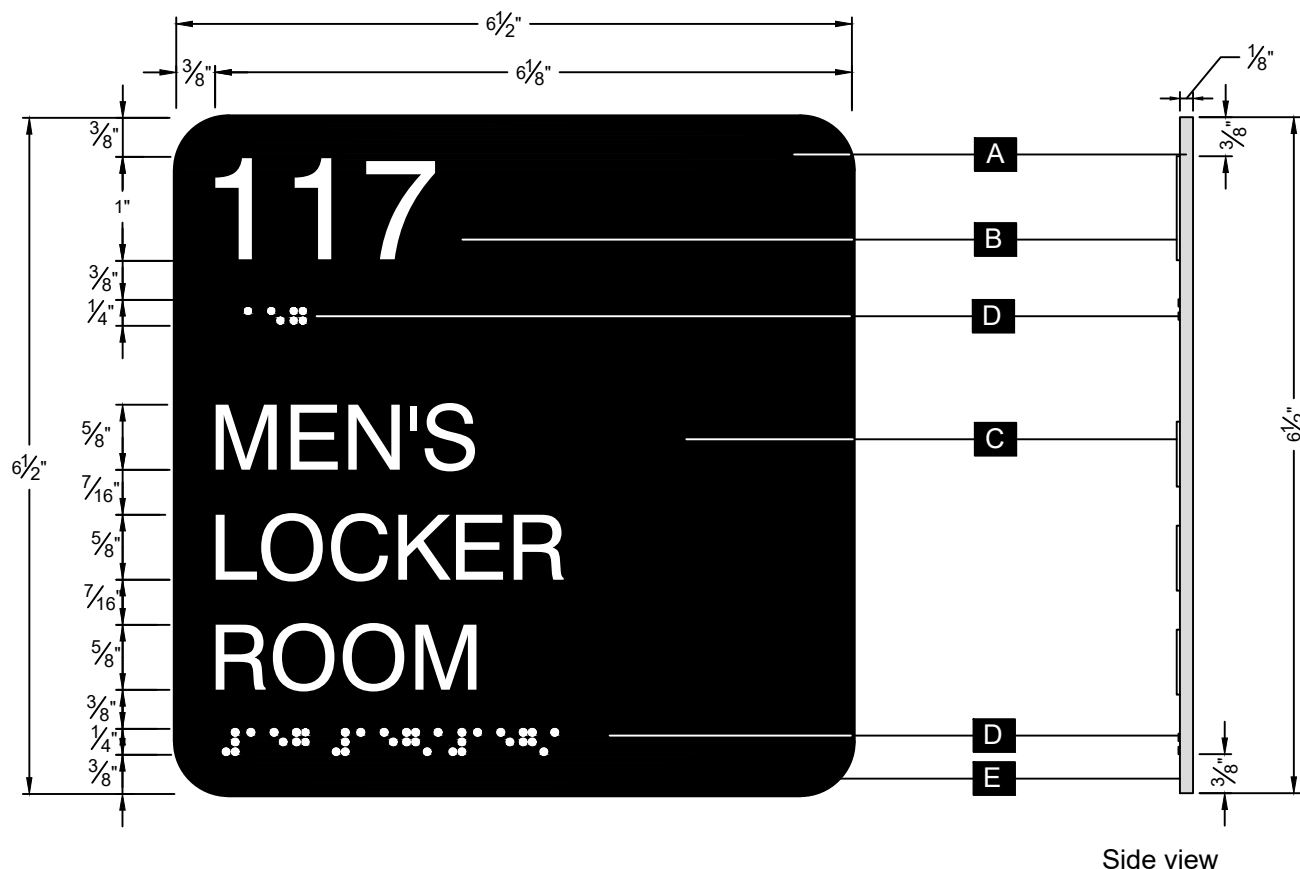


Legend:

- A** 6-1/2"w x 6-1/2"h x 1/8"d tactile photopolymer face and edges painted first surface Sherwin William 6991 Black Magic (SW-6991).
- B** 1"h x 1/32"d raised, white, upper case "Helvetica Regular" room number; left justified.
- C** Identification copy shall be 5/8" high, 1/32"d raised, white, upper case "Helvetica Regular"; left justified.
- D** Grade II braille painted first surface SW-6991; left justified.
- E** 1/2" radius rounded corners.

Requirements:

1. Submit sample to ISU for approval.
2. All signs shall meet ADA requirements.
3. Three strips of double sided 3M VHB tape mounting to be included unless otherwise noted.

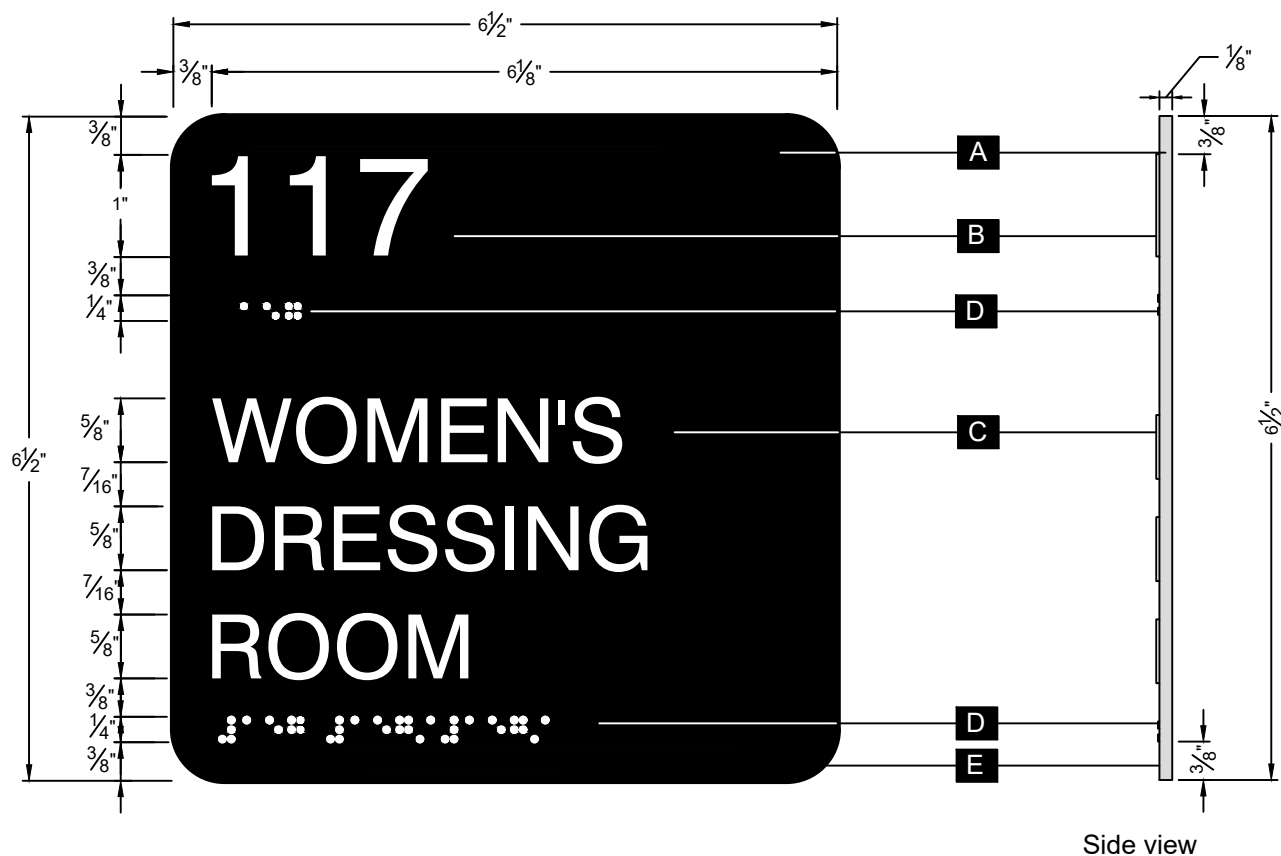


Legend:

- A** 6-1/2"w x 6-1/2"h x 1/8"d tactile photopolymer face and edges painted first surface Sherwin William 6991 Black Magic (SW-6991).
- B** 1"h x 1/32"d raised, white, upper case "Helvetica Regular" room number; left justified.
- C** Identification copy shall be 5/8" high, 1/32"d raised, white, upper case "Helvetica Regular"; left justified.
- D** Grade II braille painted first surface SW-6991; left justified.
- E** 1/2" radius rounded corners.

Requirements:

1. Submit sample to ISU for approval.
2. All signs shall meet ADA requirements.
3. Three strips of double sided 3M VHB tape mounting to be included unless otherwise noted.

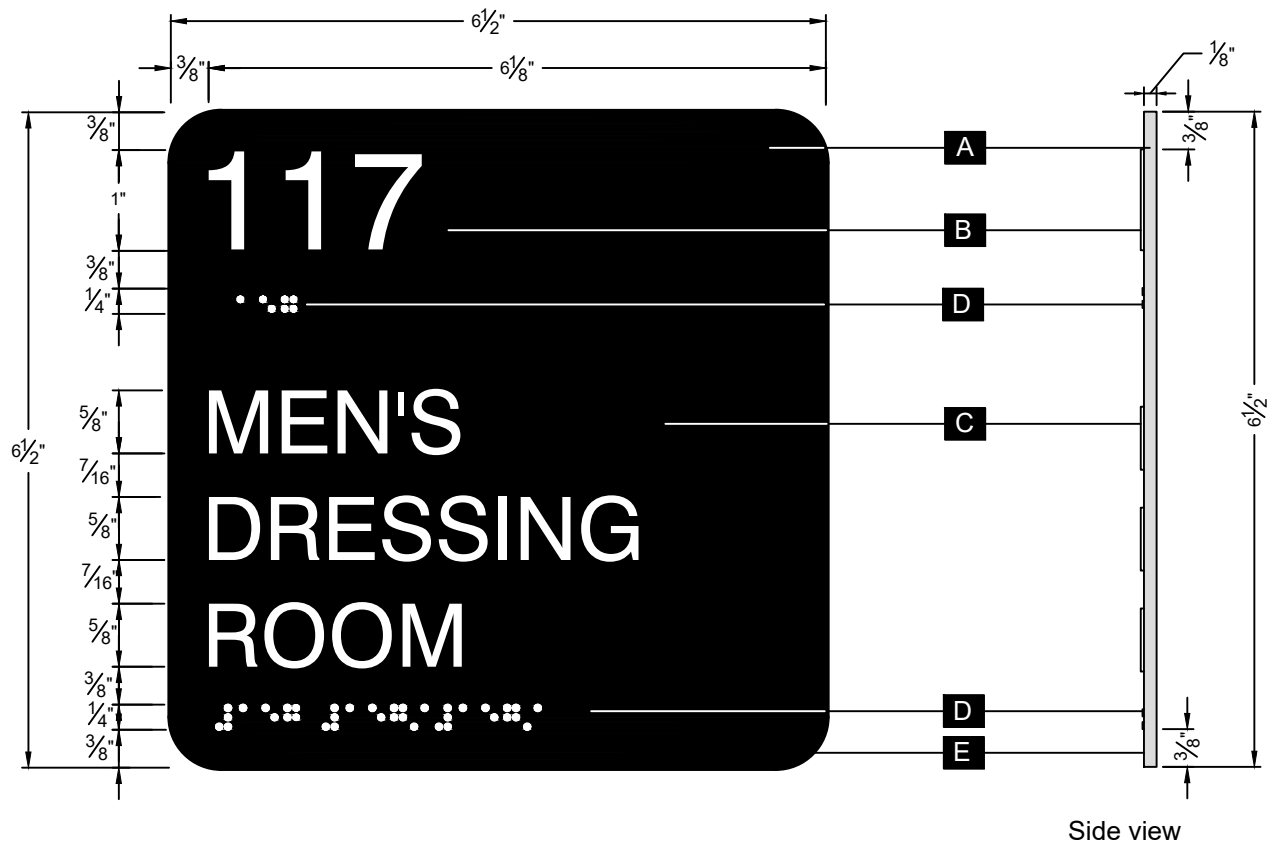


Legend:

- A** 6-1/2"w x 6-1/2"h x 1/8"d tactile photopolymer face and edges painted first surface Sherwin William 6991 Black Magic (SW-6991).
- B** 1"h x 1/32"d raised, white, upper case "Helvetica Regular" room number; left justified.
- C** Identification copy shall be 5/8" high, 1/32"d raised, white, upper case "Helvetica Regular"; left justified.
- D** Grade II braille painted first surface SW-6991; left justified.
- E** 1/2" radius rounded corners.

Requirements:

1. Submit sample to ISU for approval.
2. All signs shall meet ADA requirements.
3. Three strips of double sided 3M VHB tape mounting to be included unless otherwise noted.

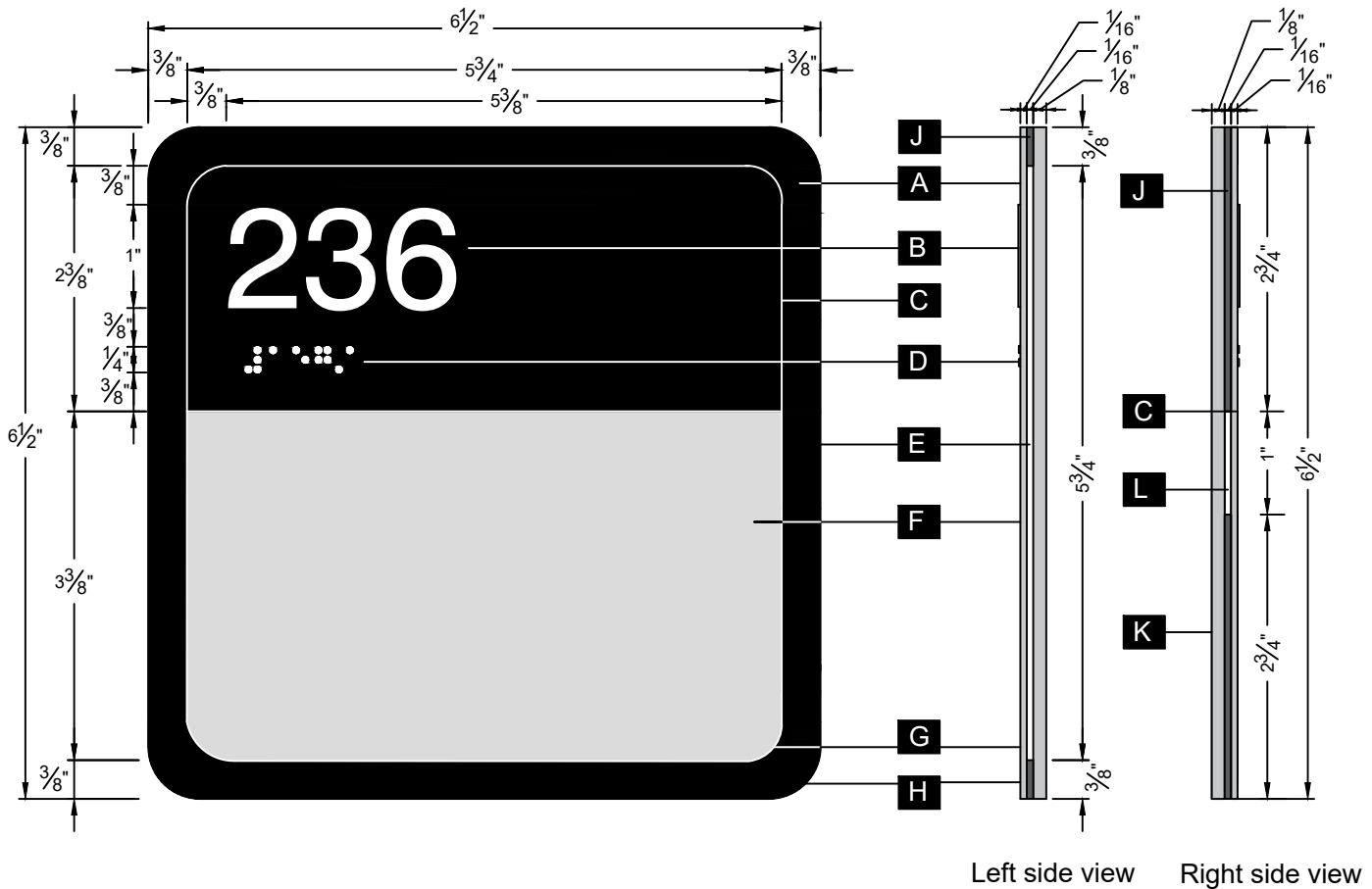


Legend:

- A** 6-1/2"w x 6-1/2"h x 1/8"d tactile photopolymer face and edges painted first surface Sherwin William 6991 Black Magic (SW-6991).
- B** 1"h x 1/32"d raised, white, upper case "Helvetica Regular" room number; left justified.
- C** Identification copy shall be 5/8" high, 1/32"d raised, white, upper case "Helvetica Regular"; left justified.
- D** Grade II braille painted first surface SW-6991; left justified.
- E** 1/2" radius rounded corners.

Requirements:

1. Submit sample to ISU for approval.
2. All signs shall meet ADA requirements.
3. Three strips of double sided 3M VHB tape mounting to be included unless otherwise noted.

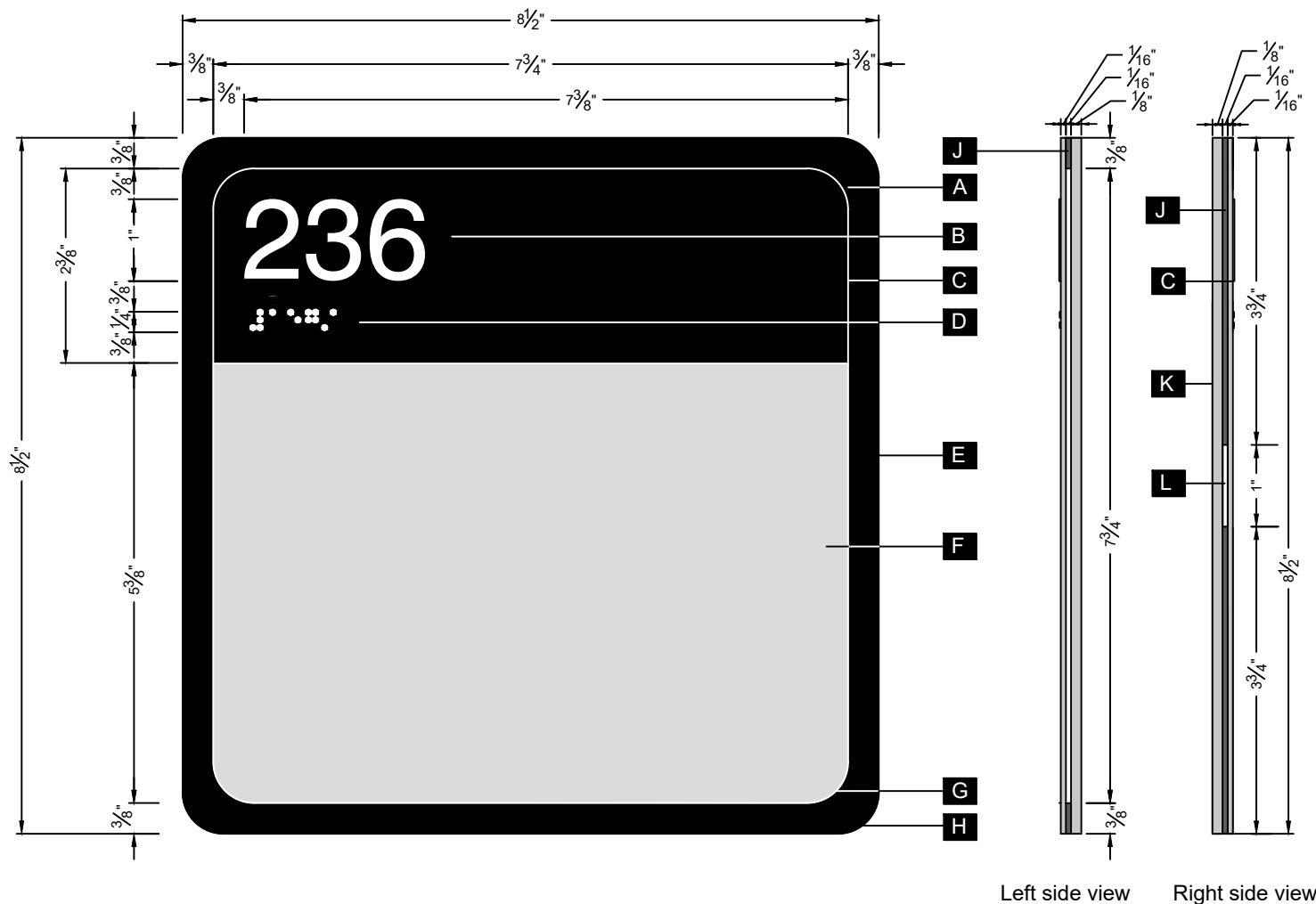


Legend:

- A** 3/8"w subsurface border and edges painted Sherwin Williams 6991 Black Magic (SW-6991).
- B** 1"h x 1/32"d raised, white, upper case "Helvetica Regular" room number; left justified.
- C** 2-3/8"h x 5-3/4"w x 0.010"d Aluminum tactile header painted first surface SW-6991 with radius top corners and squared bottom corners.
- D** Grade II braille painted first surface SW-6991; left justified.
- E** 5 3/4"h changeable insert opening (left side); insert to be provided by ISU.
- F** 1/16"d non-glare clear acrylic lens with subsurface 3/8"w border.
- G** 1/4" inside radius corner.
- H** 1/2" outside radius corner.
- J** 3/8"h x 1/16"d acrylic spacer (urethane foam tape) to create changeable insert slot.
- K** 6-1/2"w x 6-1/2"h x 1/8"d acrylic back plate painted SW-6991.
- L** 1" opening on the right; center justified.

Requirements:

1. Submit sample to ISU for approval.
2. All signs shall meet ADA requirements.
3. Three strips of double sided 3M VHB tape mounting to be included unless otherwise noted.

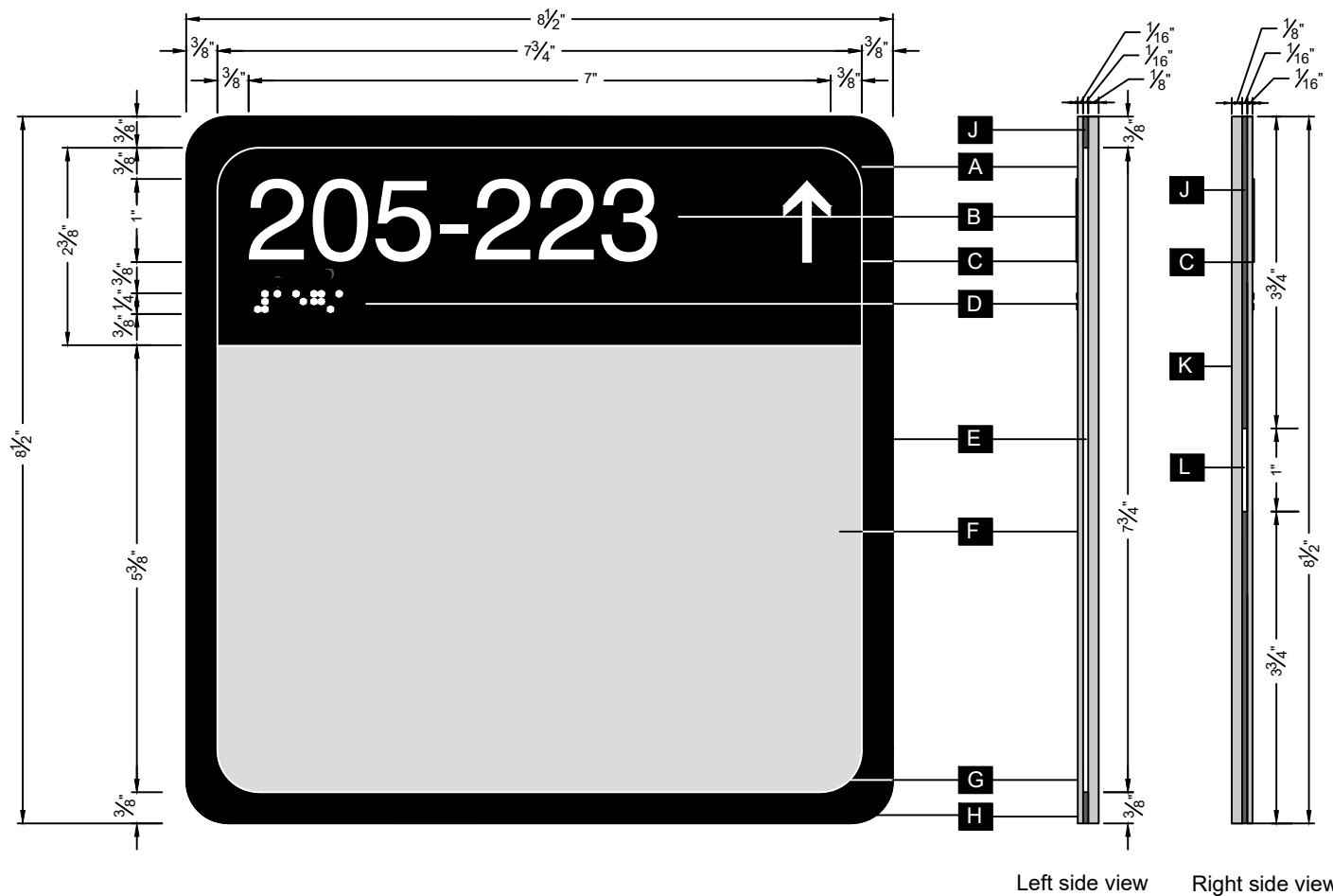


Legend:

- A** 3/8"w subsurface border & edges painted Sherwin Williams 6991 Black Magic (SW-6991).
- B** 1"h x 1/32"d raised, white, upper case "Helvetica Regular" room number; left justified.
- C** 2-3/8"h x 7-3/4"w x 0.010"d Aluminum tactile header painted first surface SW-6991 with radius top corners and squared bottom corners.
- D** Grade II braille painted first surface SW-6991; left justified.
- E** 7 3/4"h changeable insert opening (left side); insert to be provided by ISU.
- F** 1/16"d non-glare clear acrylic lens.
- G** 1/4" inside radius corner.
- H** 1/2" outside radius corner.
- J** 3/8"h x 1/16"d Acrylic spacer (urethane foam tape).
- K** 1/8" acrylic back plate edges painted SW-6991.
- L** 1"h opening on the right; center justified.

Requirements:

1. Submit sample to ISU for approval.
2. All signs shall meet ADA requirements.
3. Three strips of double sided 3M VHB tape mounting to be included unless otherwise noted.

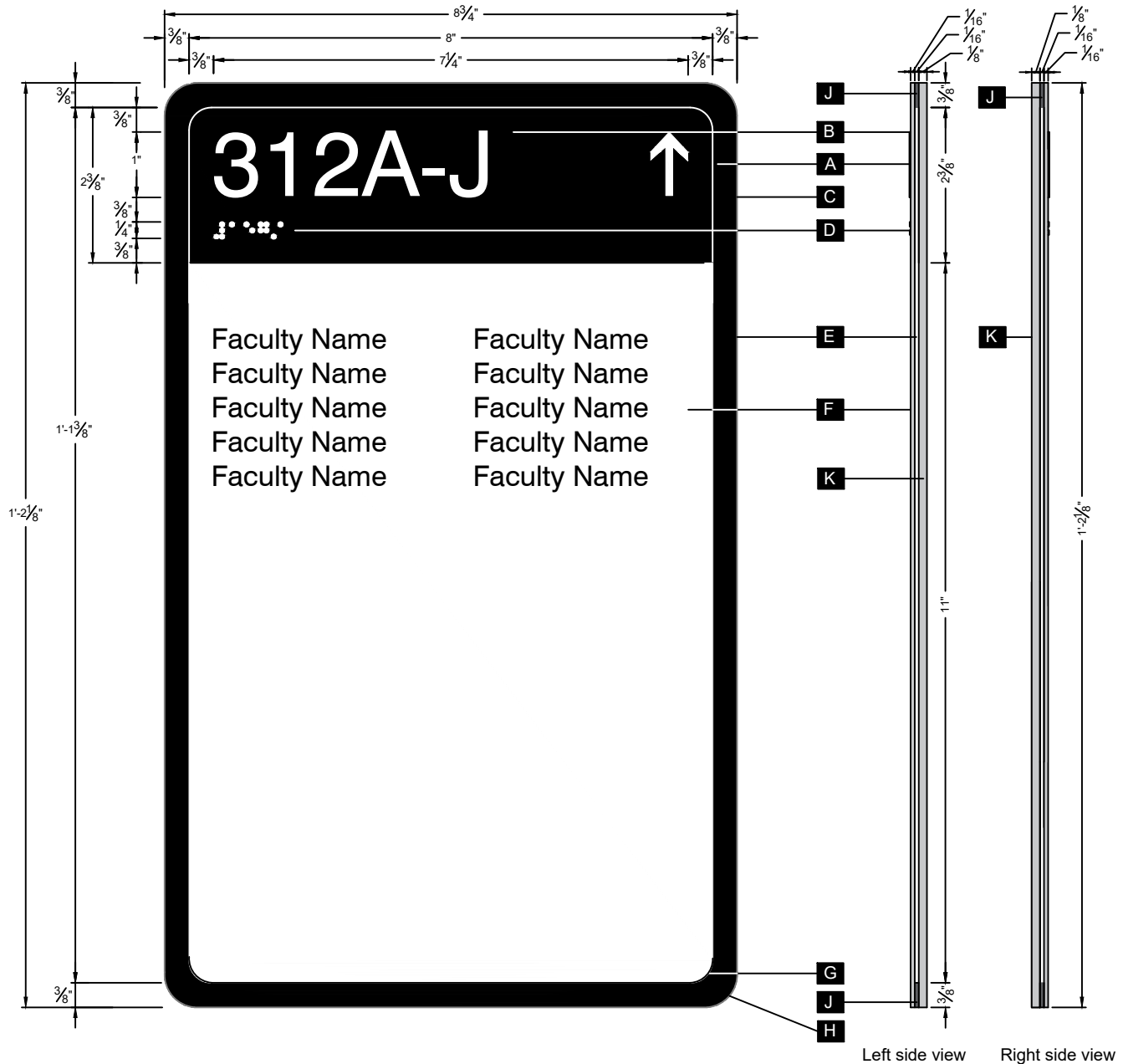


Legend:

- A** 3/8"w subsurface border painted Sherwin Williams 6991 Black Magic (SW-6991).
- B** 1"h x 1/32"d raised, white, upper case "Helvetica Regular" room number (left justified); arrow (right justified).
- C** 2-3/8"h x 7-3/4"w x 0.010"d Aluminum tactile header painted first surface SW-6991 with radius top corners and squared bottom corners.
- D** Grade II braille painted first surface SW-6991; left justified.
- E** 5 3/4"h changeable insert opening; message to be provided by ISU.
- F** 1/16"d non-glare clear acrylic lens.
- G** 1/4" inside radius corner.
- H** 1/2" outside radius corner.
- J** 3/8"h x 1/16"d Acrylic spacer (urethane foam tape).
- K** 1/8" acrylic back plate edges painted SW-6991.
- L** 1"h opening on the right; center justified.

Requirements:

1. Submit sample to ISU for approval.
2. All signs shall meet ADA requirements.
3. Three strips of double sided 3M VHB tape mounting to be included unless otherwise noted.

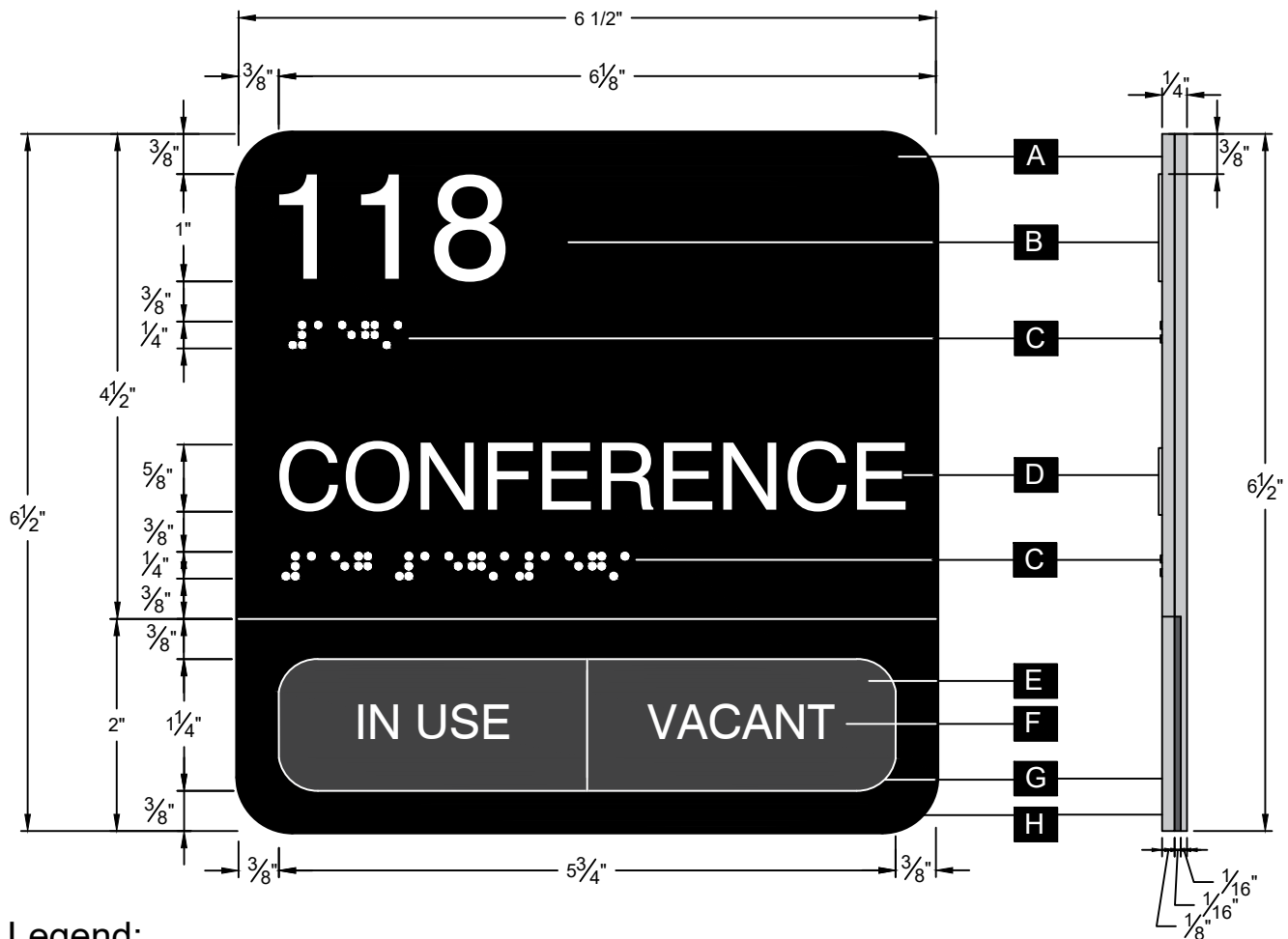


Legend:

- A** 3/8"w subsurface border and edges painted Sherwin Williams 6991 Black Magic (SW-6991).
- B** 1"h x 1/32"d raised, white, upper case "Helvetica Regular" room number (left justified); arrow (right justified).
- C** 2-3/8"h x 8"w x 0.010"d Aluminum tactile header painted first surface SW-6991 with radius top corners and squared bottom corners.
- D** Grade II braille painted first surface SW-6991; left justified.
- E** 1/16"d x 1'-1 3/8"h x 8"w changeable insert opening shall fit 8-1/2"w x 11"h paper; Insert opening shall be on the right and left. Paper insert provided by ISU.
- F** 1/16"d non-glare clear acrylic lens with 3/8"w subsurface border.
- G** 1/4" inside radius corner.
- H** 1/2" outside radius corner.
- J** 3/8"w x 1/16"d acrylic spacer (urethane foam tape) to create a changeable insert slot.
- K** 8-3/4"w x 1'-2 1/8"h x 1/8"d acrylic back plate edges painted SW-6991.

Requirements:

1. Submit sample to ISU for approval.
2. All signs shall meet ADA requirements.
3. Four strips of double sided 3M VHB tape mounting to be included unless otherwise noted.



Legend:

- A** 6-1/2"w x 6-1/2"h x 1/8"d tactile photopolymer face and edges painted first surface and edges Sherwin Williams 6991 Black Magic (SW-6991).
- B** 1"h x 1/32"d raised, white, upper case "Helvetica Regular" room number; left justified.
- C** Grade II braille painted first surface SW-6991; left justified.
- D** Identification copy shall be 5/8" high, 1/32"d raised, white, upper case "Helvetica Regular"; left justified.
- E** Slider shall be painted first surface SW-6991.
- F** Lettering shall be 3/8" high, white, upper case "Helvetica Regular"; center justified.
- G** 1/4" inside radius corner.
- H** 1/2" outside radius corner.

Requirements:

1. Submit sample to ISU for approval.
2. All signs shall meet ADA requirements.
3. Three strips of double sided 3M VHB tape mounting to be included unless otherwise noted.



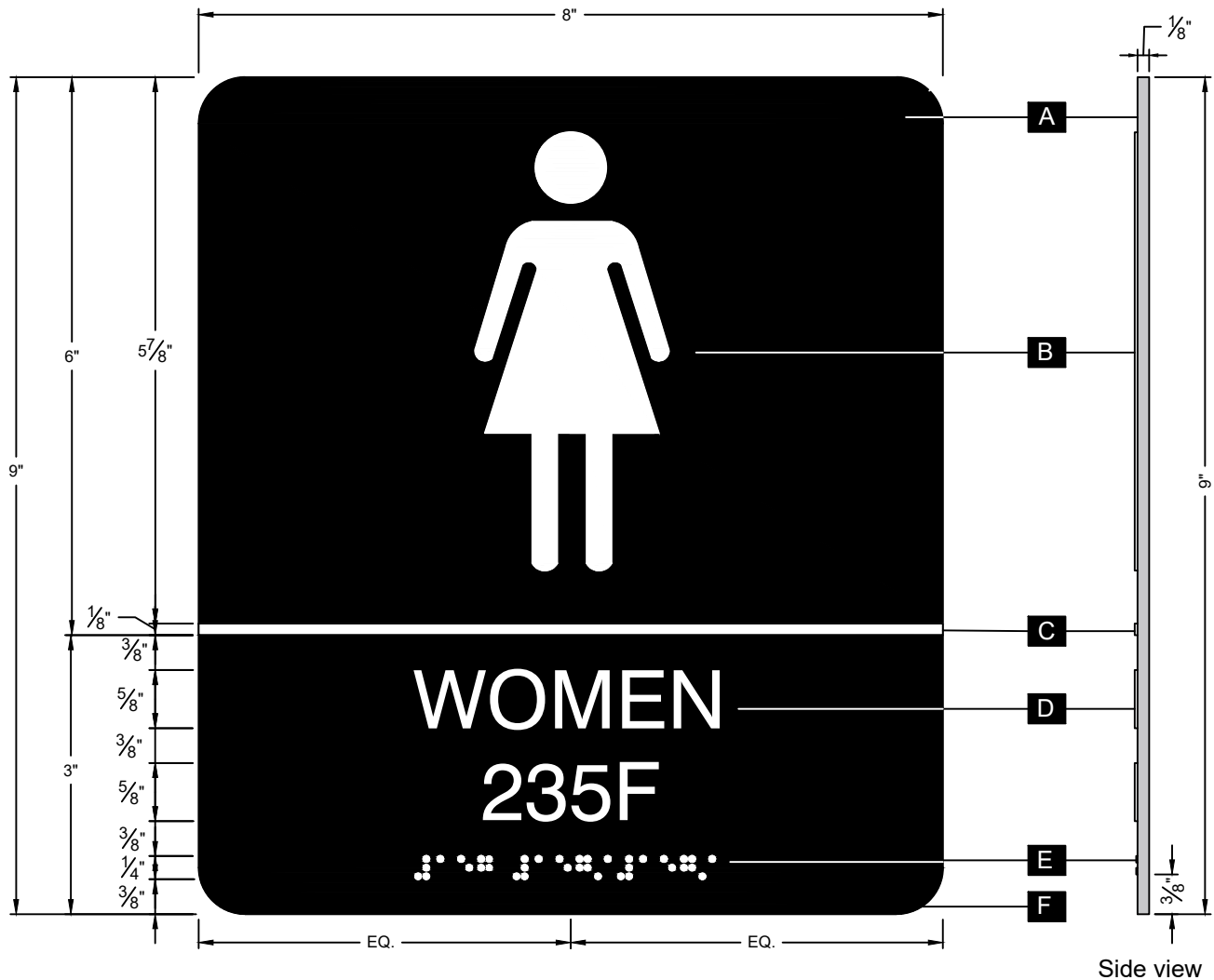
Side view

Legend:

- A** 8" w x 9" h x 1/8" d tactile photopolymer face and edges painted first surface Sherwin William 6991 Black Magic (SW-6991).
- B** 6" h x 1/32" d raised, white pictogram.
- C** 8" w x 1/8" h x 1/32" d raised, white bar.
- D** Identification copy shall be 5/8" high, 1/32" d raised, white, upper case "Helvetica Regular"; center justified.
- E** Grade II braille painted first surface SW-6991. Braille to be located directly below text and indicate all text, pictograms, and room numbers.
- F** 1/2" radius rounded corners.

Requirements:

1. Submit sample to ISU for approval.
2. All signs shall meet ADA requirements.
3. Three strips of double sided 3M VHB tape mounting to be included unless otherwise noted.



Legend:

- A** 8"w x 9"h x 1/8"d tactile photopolymer face and edges painted first surface Sherwin William 6991 Black Magic (SW-6991).
- B** 6"h x 1/32"d raised, white pictogram.
- C** 8"w x 1/8"h x 1/32"d raised, white bar.
- D** Identification copy shall be 5/8" high, 1/32"d raised, white, upper case "Helvetica Regular"; center justified.
- E** Grade II braille painted first surface SW-6991. Braille to be located directly below text and indicate all text, pictograms, and room numbers.
- F** 1/2" radius rounded corners.

Requirements:

1. Submit sample to ISU for approval.
2. All signs shall meet ADA requirements.
3. Three strips of double sided 3M VHB tape mounting to be included unless otherwise noted.

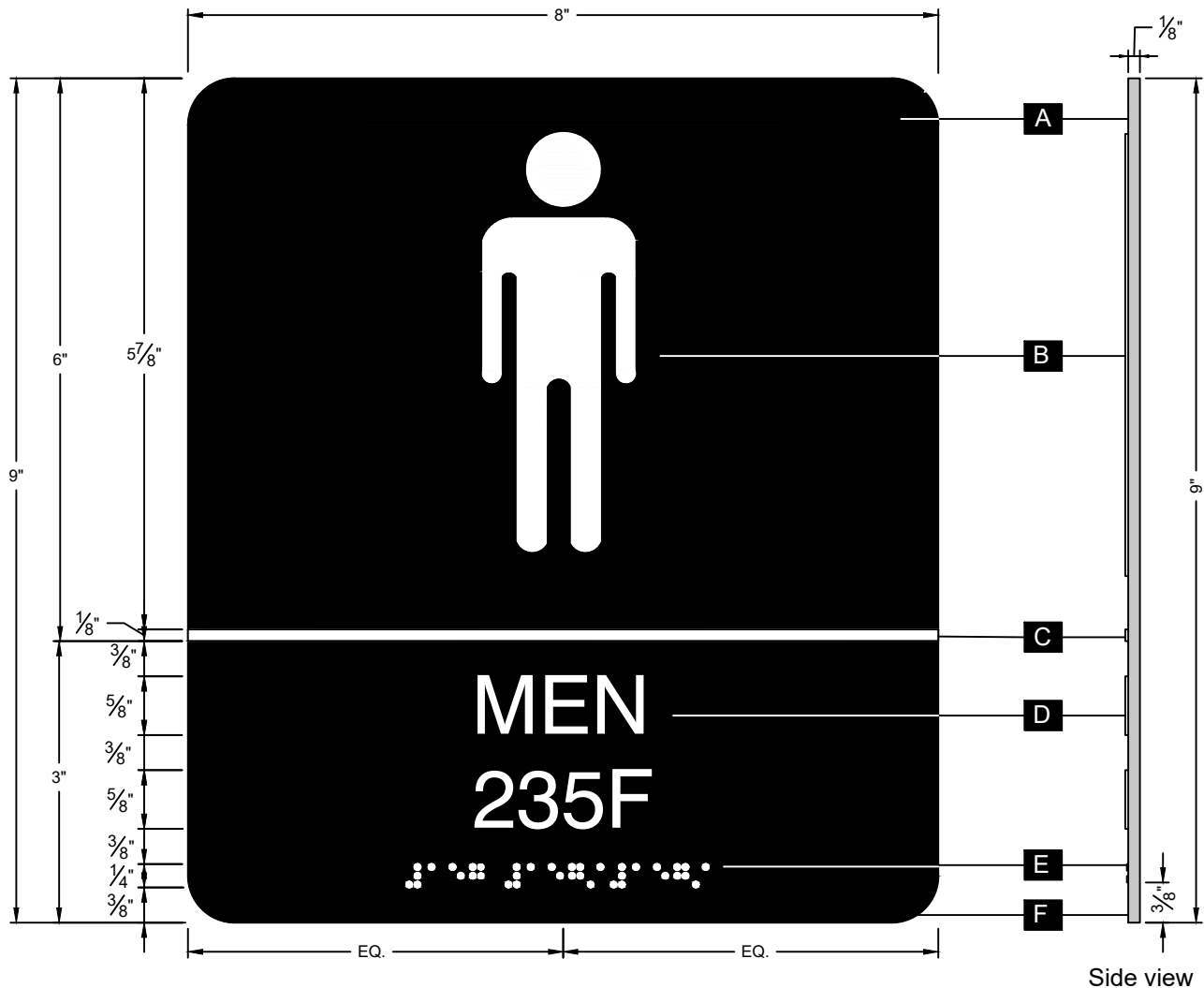


Legend:

- A** 8"w x 9"h x 1/8"d tactile photopolymer face and edges painted first surface Sherwin William 6991 Black Magic (SW-6991).
- B** 6"h x 1/32"d raised, white pictogram.
- C** 8"w x 1/8"h x 1/32"d raised, white bar.
- D** Identification copy shall be 5/8" high, 1/32"d raised, white, upper case "Helvetica Regular"; center justified.
- E** Grade II braille painted first surface SW-6991. Braille to be located directly below text and indicate all text, pictograms, and room numbers.
- F** 1/2" radius rounded corners.

Requirements:

1. Submit sample to ISU for approval.
2. All signs shall meet ADA requirements.
3. Three strips of double sided 3M VHB tape mounting to be included unless otherwise noted.



Legend:

- A** 8"w x 9"h x 1/8"d tactile photopolymer face and edges painted first surface Sherwin William 6991 Black Magic (SW-6991).
- B** 6"h x 1/32"d raised, white pictogram.
- C** 8"w x 1/8"h x 1/32"d raised, white bar.
- D** Identification copy shall be 5/8" high, 1/32"d raised, white, upper case "Helvetica Regular"; center justified.
- E** Grade II braille painted first surface SW-6991. Braille to be located directly below text and indicate all text, pictograms, and room numbers.
- F** 1/2" radius rounded corners.

Requirements:

1. Submit sample to ISU for approval.
2. All signs shall meet ADA requirements.
3. Three strips of double sided 3M VHB tape mounting to be included unless otherwise noted.

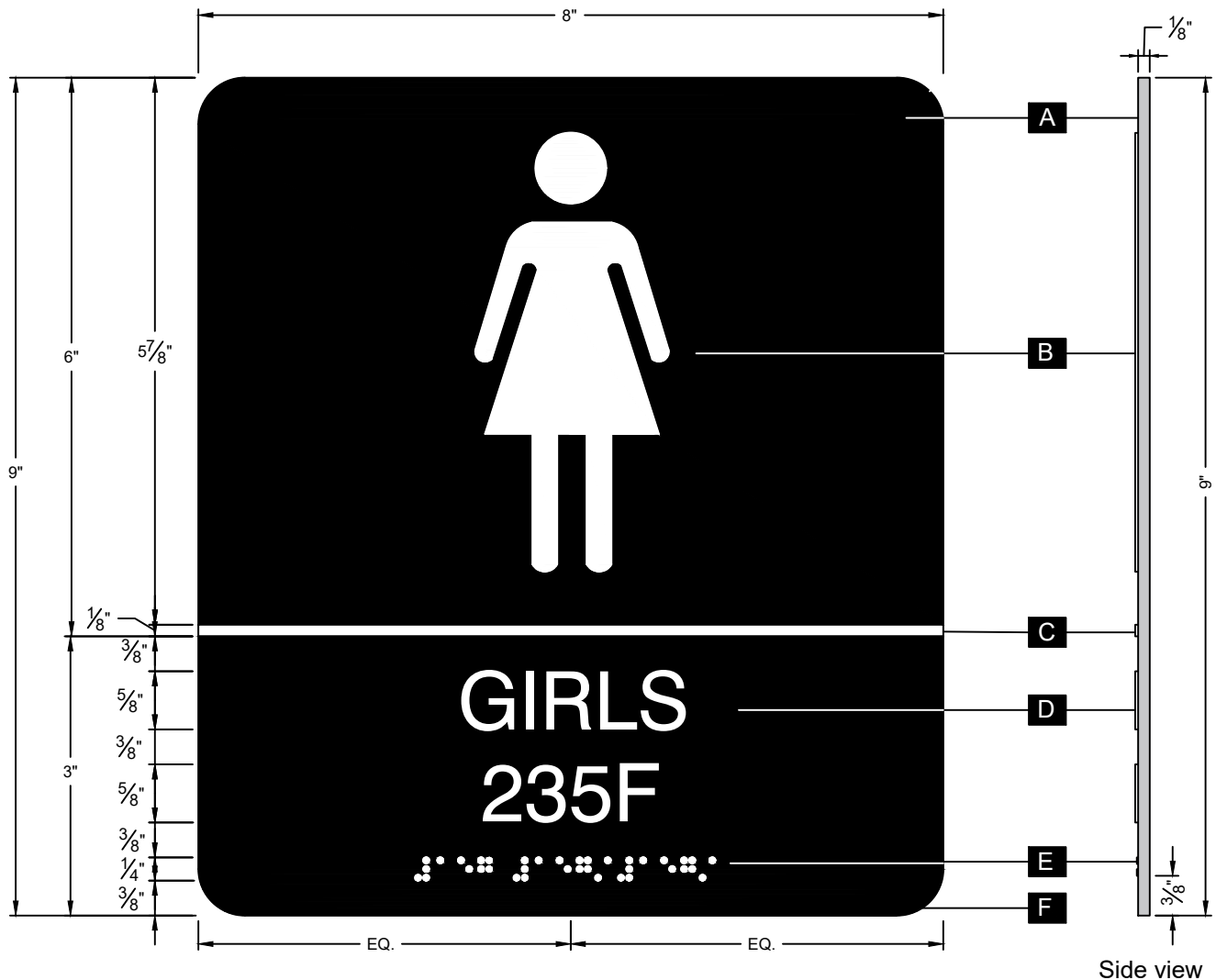


Legend:

- A** 8" w x 9" h x 1/8" d tactile photopolymer face and edges painted first surface Sherwin William 6991 Black Magic (SW-6991).
- B** 6" h x 1/32" d raised, white pictogram.
- C** 8" w x 1/8" h x 1/32" d raised, white bar.
- D** Identification copy shall be 5/8" high, 1/32" d raised, white, upper case "Helvetica Regular"; center justified.
- E** Grade II braille painted first surface SW-6991. Braille to be located directly below text and indicate all text, pictograms, and room numbers.
- F** 1/2" radius rounded corners.

Requirements:

1. Submit sample to ISU for approval.
2. All signs shall meet ADA requirements.
3. Three strips of double sided 3M VHB tape mounting to be included unless otherwise noted.

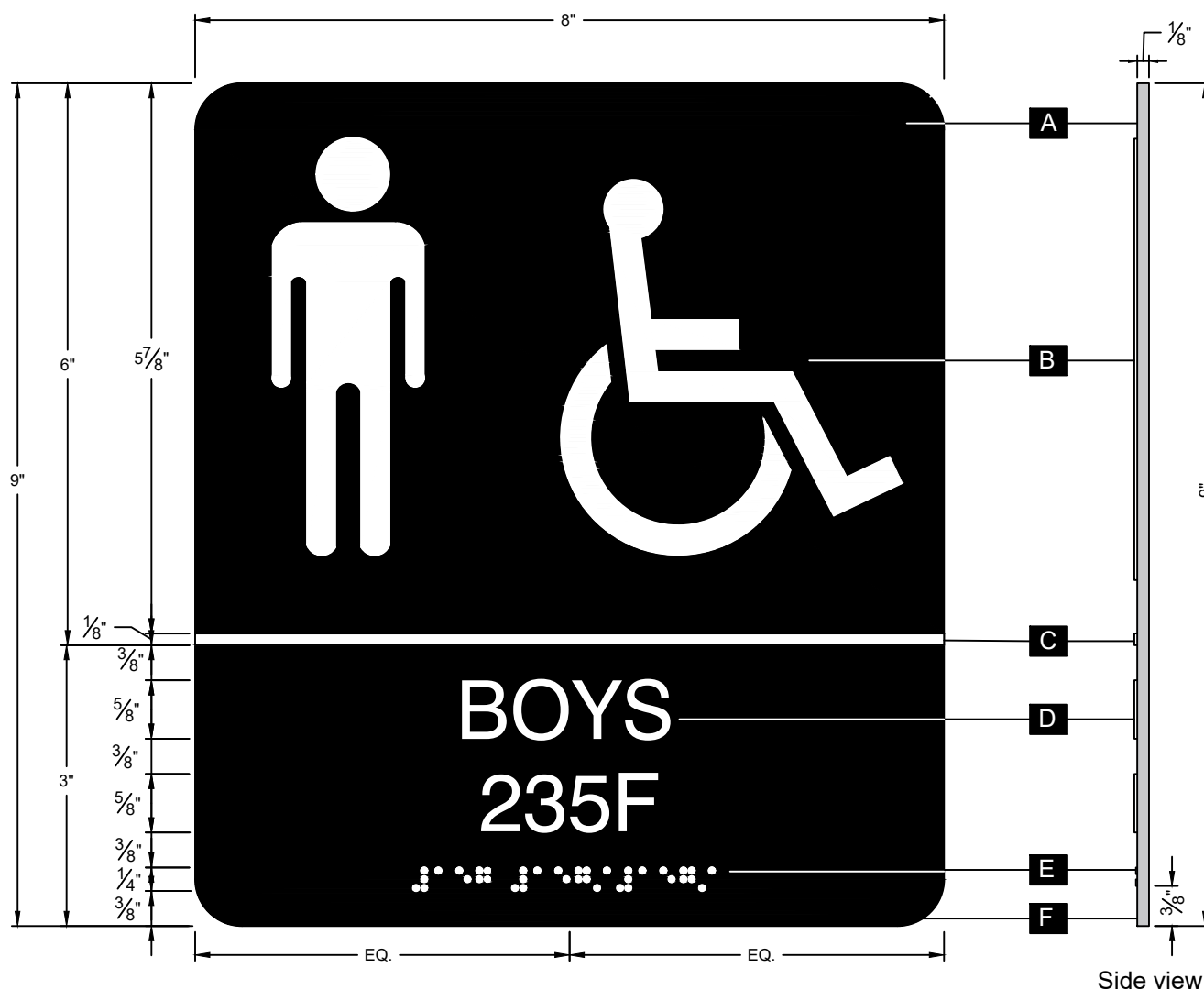


Legend:

- A** 8"w x 9"h x 1/8"d tactile photopolymer face and edges painted first surface Sherwin William 6991 Black Magic (SW-6991).
- B** 6"h x 1/32"d raised, white pictogram.
- C** 8"w x 1/8"h x 1/32"d raised, white bar.
- D** Identification copy shall be 5/8" high, 1/32"d raised, white, upper case "Helvetica Regular"; center justified.
- E** Grade II braille painted first surface SW-6991. Braille to be located directly below text and indicate all text, pictograms, and room numbers.
- F** 1/2" radius rounded corners.

Requirements:

1. Submit sample to ISU for approval.
2. All signs shall meet ADA requirements.
3. Three strips of double sided 3M VHB tape mounting to be included unless otherwise noted.

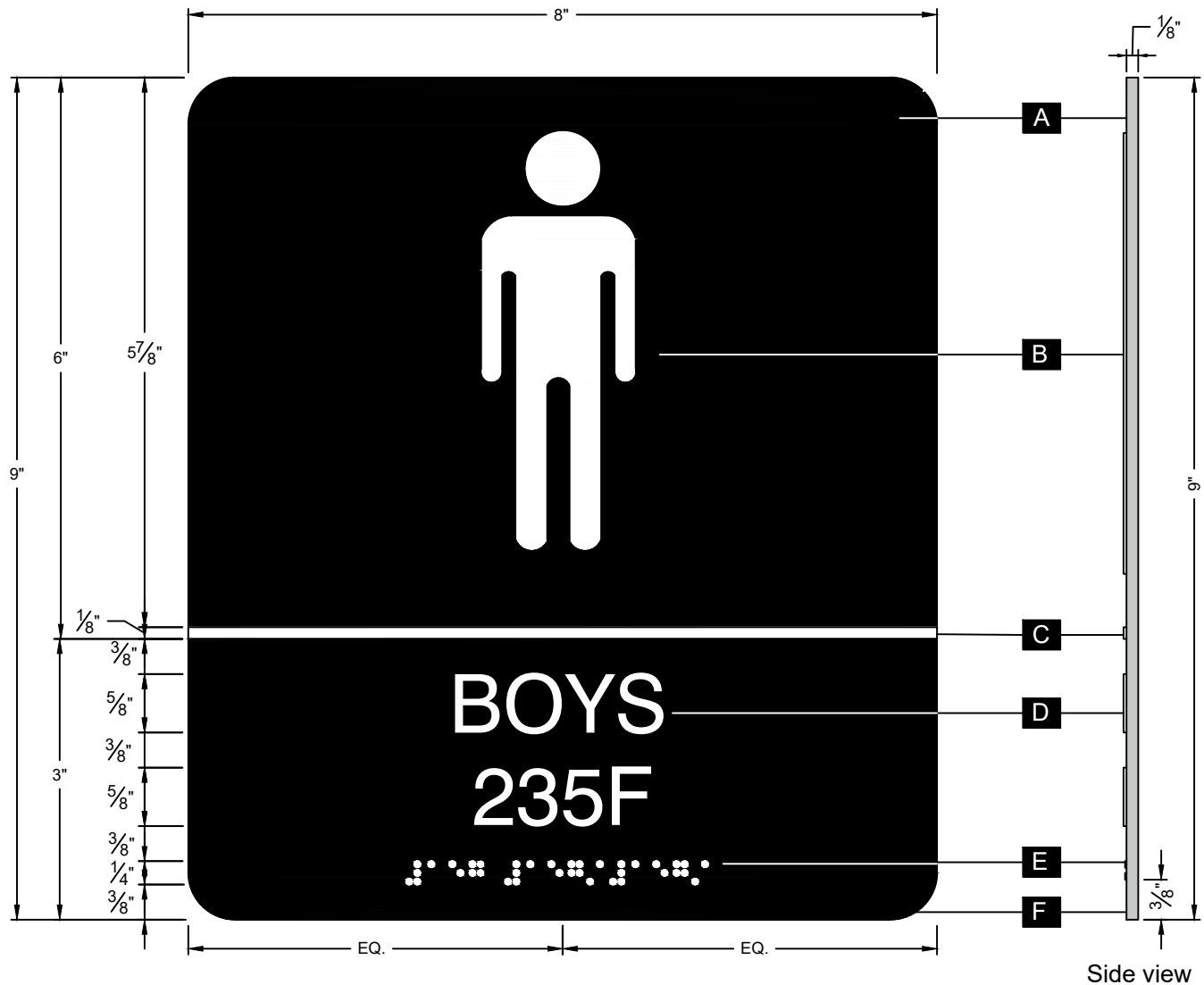


Legend:

- A** 8"w x 9"h x 1/8"d tactile photopolymer face and edges painted first surface Sherwin William 6991 Black Magic (SW-6991).
- B** 6"h x 1/32"d raised, white pictogram.
- C** 8"w x 1/8"h x 1/32"d raised, white bar.
- D** Identification copy shall be 5/8" high, 1/32"d raised, white, upper case "Helvetica Regular"; center justified.
- E** Grade II braille painted first surface SW-6991. Braille to be located directly below text and indicate all text, pictograms, and room numbers.
- F** 1/2" radius rounded corners.

Requirements:

1. Submit sample to ISU for approval.
2. All signs shall meet ADA requirements.
3. Three strips of double sided 3M VHB tape mounting to be included unless otherwise noted.



Legend:

- A** 8"w x 9"h x 1/8"d tactile photopolymer face and edges painted first surface Sherwin William 6991 Black Magic (SW-6991).
- B** 6"h x 1/32"d raised, white pictogram.
- C** 8"w x 1/8"h x 1/32"d raised, white bar.
- D** Identification copy shall be 5/8" high, 1/32"d raised, white, upper case "Helvetica Regular"; center justified.
- E** Grade II braille painted first surface SW-6991. Braille to be located directly below text and indicate all text, pictograms, and room numbers.
- F** 1/2" radius rounded corners.

Requirements:

1. Submit sample to ISU for approval.
2. All signs shall meet ADA requirements.
3. Three strips of double sided 3M VHB tape mounting to be included unless otherwise noted.

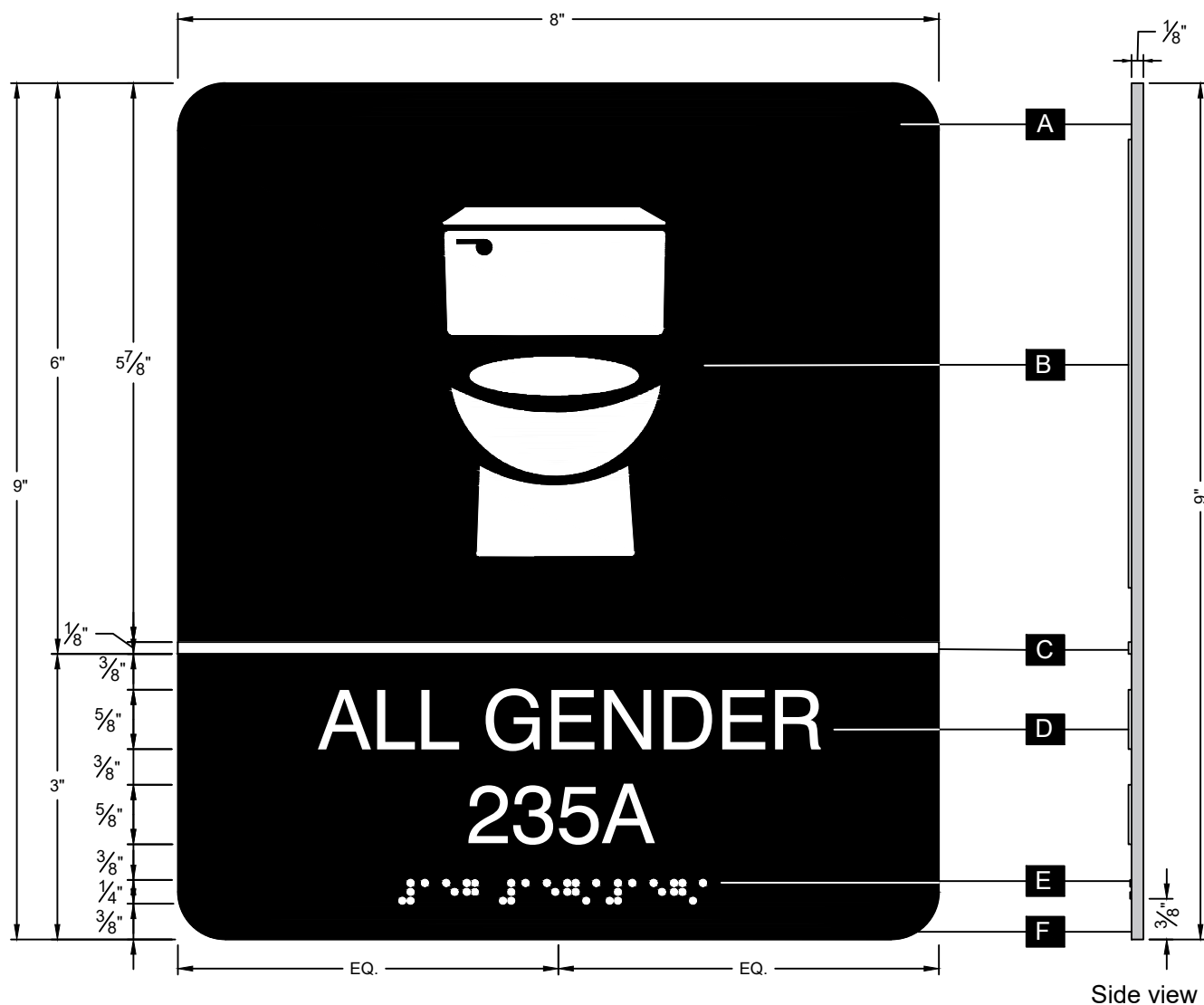


Legend:

- A** 8"w x 9"h x 1/8"d tactile photopolymer face and edges painted first surface Sherwin William 6991 Black Magic (SW-6991).
- B** 6"h x 1/32"d raised, white pictogram.
- C** 8"w x 1/8"h x 1/32"d raised, white bar.
- D** Identification copy shall be 5/8" high, 1/32"d raised, white, upper case "Helvetica Regular"; center justified.
- E** Grade II braille painted first surface SW-6991. Braille to be located directly below text and indicate all text, pictograms, and room numbers.
- F** 1/2" radius rounded corners.

Requirements:

1. Submit sample to ISU for approval.
2. All signs shall meet ADA requirements.
3. Three strips of double sided 3M VHB tape mounting to be included unless otherwise noted.



Legend:

- A** 8"w x 9"h x 1/8"d tactile photopolymer face and edges painted first surface Sherwin William 6991 Black Magic (SW-6991).
- B** 6"h x 1/32"d raised, white pictogram.
- C** 8"w x 1/8"h x 1/32"d raised, white bar.
- D** Identification copy shall be 5/8" high, 1/32"d raised, white, upper case "Helvetica Regular"; center justified.
- E** Grade II braille painted first surface SW-6991. Braille to be located directly below text and indicate all text, pictograms, and room numbers.
- F** 1/2" radius rounded corners.

Requirements:

1. Submit sample to ISU for approval.
2. All signs shall meet ADA requirements.
3. Three strips of double sided 3M VHB tape mounting to be included unless otherwise noted.

Restroom Identification - Accessible Baby Changing Station - Women

RR-6

ISU Sign Standards



Legend:

- A** 8"w x 9"h x 1/8"d tactile photopolymer face and edges painted first surface Sherwin William 6991 Black Magic (SW-6991).
- B** 6"h x 1/32"d raised, white pictogram.
- C** 8"w x 1/8"h x 1/32"d raised, white bar.
- D** Identification copy shall be 5/8" high, 1/32"d raised, white, upper case "Helvetica Regular"; center justified.
- E** Grade II braille painted first surface SW-6991. Braille to be located directly below text and indicate all text, pictograms, and room numbers.
- F** 1/2" radius rounded corners.

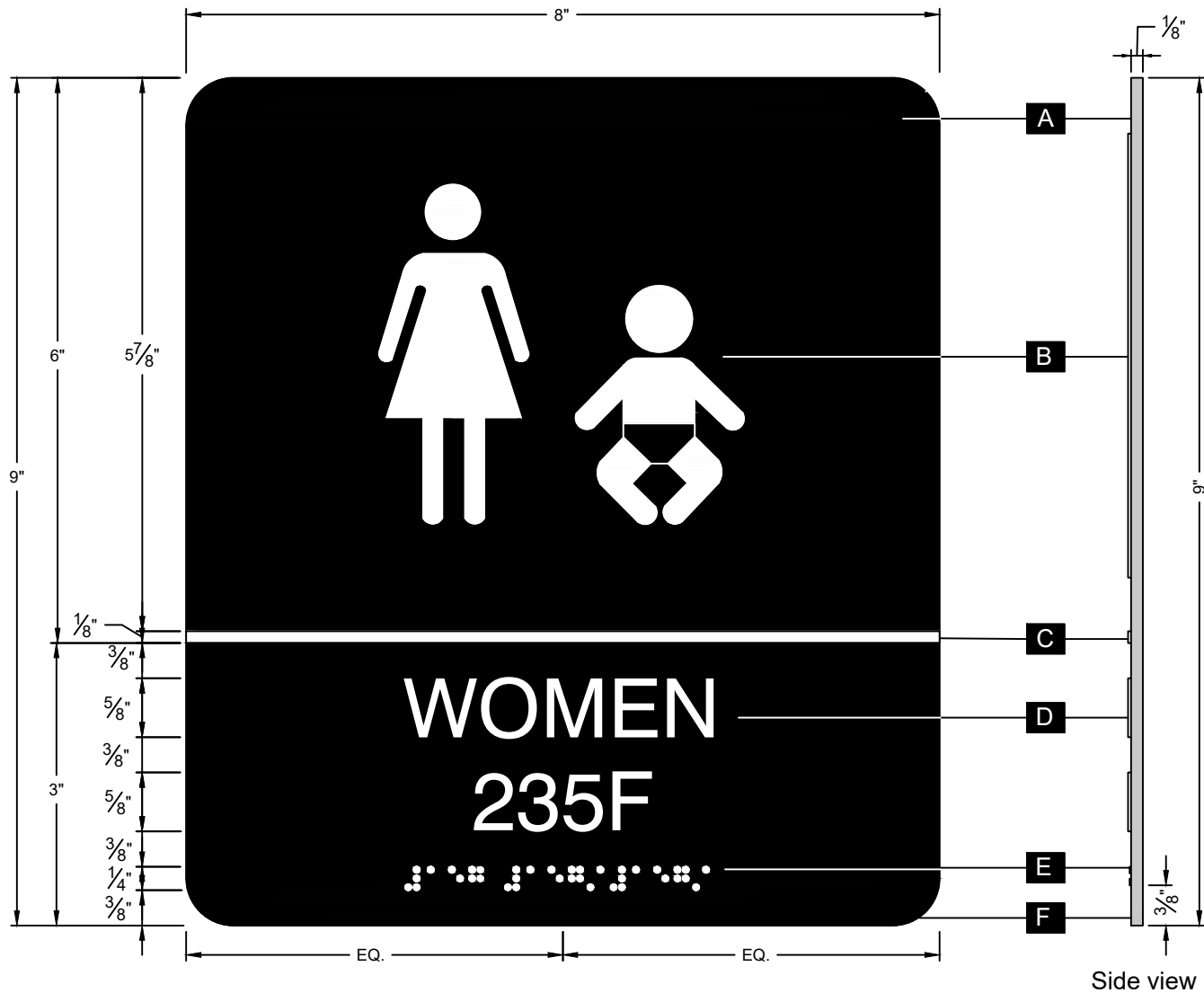
Requirements:

1. Submit sample to ISU for approval.
2. All signs shall meet ADA requirements.
3. Three strips of double sided 3M VHB tape mounting to be included unless otherwise noted.

Restroom Identification - Baby Changing Station - Women

RR-6.1

ISU Sign Standards



Legend:

- A** 8"w x 9"h x 1/8"d tactile photopolymer face and edges painted first surface Sherwin William 6991 Black Magic (SW-6991).
- B** 6"h x 1/32"d raised, white pictogram.
- C** 8"w x 1/8"h x 1/32"d raised, white bar.
- D** Identification copy shall be 5/8" high, 1/32"d raised, white, upper case "Helvetica Regular"; center justified.
- E** Grade II braille painted first surface SW-6991. Braille to be located directly below text and indicate all text, pictograms, and room numbers.
- F** 1/2" radius rounded corners.

Requirements:

1. Submit sample to ISU for approval.
2. All signs shall meet ADA requirements.
3. Three strips of double sided 3M VHB tape mounting to be included unless otherwise noted.

Restroom Identification - Accessible Baby Changing Station - Men

RR-7

ISU Sign Standards



Legend:

- A** 8" w x 9" h x 1/8" d tactile photopolymer face and edges painted first surface Sherwin William 6991 Black Magic (SW-6991).
- B** 6" h x 1/32" d raised, white pictogram.
- C** 8" w x 1/8" h x 1/32" d raised, white bar.
- D** Identification copy shall be 5/8" high, 1/32" d raised, white, upper case "Helvetica Regular"; center justified.
- E** Grade II braille painted first surface SW-6991. Braille to be located directly below text and indicate all text, pictograms, and room numbers.
- F** 1/2" radius rounded corners.

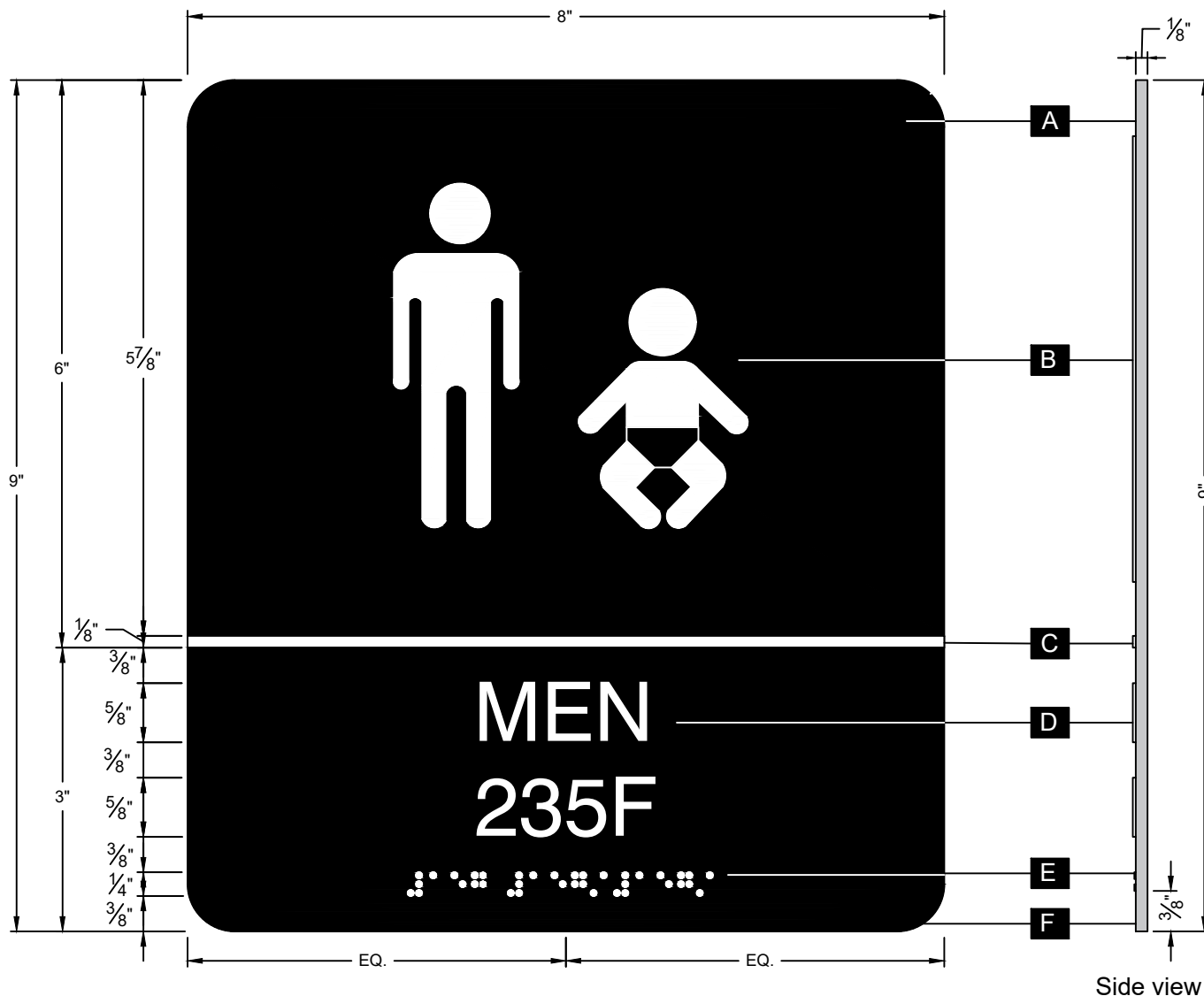
Requirements:

1. Submit sample to ISU for approval.
2. All signs shall meet ADA requirements.
3. Three strips of double sided 3M VHB tape mounting to be included unless otherwise noted.

Restroom Identification - Baby Changing Station - Men

RR-7.1

ISU Sign Standards



Legend:

- A** 8"w x 9"h x 1/8"d tactile photopolymer face and edges painted first surface Sherwin William 6991 Black Magic (SW-6991).
- B** 6"h x 1/32"d raised, white pictogram.
- C** 8"w x 1/8"h x 1/32"d raised, white bar.
- D** Identification copy shall be 5/8" high, 1/32"d raised, white, upper case "Helvetica Regular"; center justified.
- E** Grade II braille painted first surface SW-6991. Braille to be located directly below text and indicate all text, pictograms, and room numbers.
- F** 1/2" radius rounded corners.

Requirements:

1. Submit sample to ISU for approval.
2. All signs shall meet ADA requirements.
3. Three strips of double sided 3M VHB tape mounting to be included unless otherwise noted.

Restroom Identification - Accessible Baby Changing Station - All Gender

RR-8

ISU Sign Standards



Legend:

- A** 8"w x 9"h x 1/8"d tactile photopolymer face and edges painted first surface Sherwin William 6991 Black Magic (SW-6991).
- B** 6"h x 1/32"d raised, white pictogram.
- C** 8"w x 1/8"h x 1/32"d raised, white bar.
- D** Identification copy shall be 5/8" high, 1/32"d raised, white, upper case "Helvetica Regular"; center justified.
- E** Grade II braille painted first surface SW-6991. Braille to be located directly below text and indicate all text, pictograms, and room numbers.
- F** 1/2" radius rounded corners.

Requirements:

1. Submit sample to ISU for approval.
2. All signs shall meet ADA requirements.
3. Three strips of double sided 3M VHB tape mounting to be included unless otherwise noted.

Restroom Identification - Baby Changing Station - All Gender

RR-8.1

ISU Sign Standards



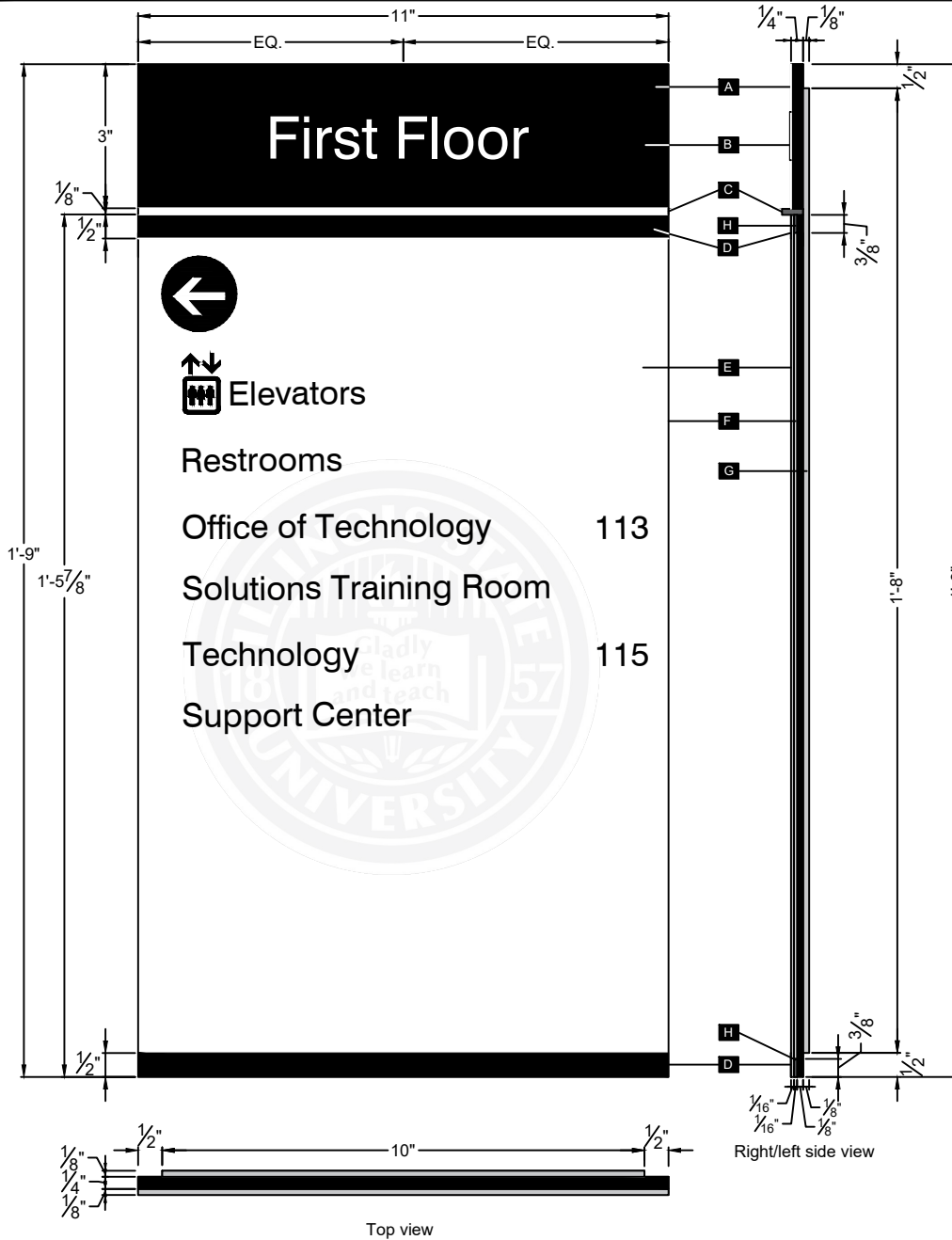
Side view

Legend:

- A** 8"w x 9"h x 1/8"d tactile photopolymer face and edges painted first surface Sherwin William 6991 Black Magic (SW-6991).
- B** 6"h x 1/32"d raised, white pictogram.
- C** 8"w x 1/8"h x 1/32"d raised, white bar.
- D** Identification copy shall be 5/8" high, 1/32"d raised, white, upper case "Helvetica Regular"; center justified.
- E** Grade II braille painted first surface SW-6991. Braille to be located directly below text and indicate all text, pictograms, and room numbers.
- F** 1/2" radius rounded corners.

Requirements:

1. Submit sample to ISU for approval.
2. All signs shall meet ADA requirements.
3. Three strips of double sided 3M VHB tape mounting to be included unless otherwise noted.

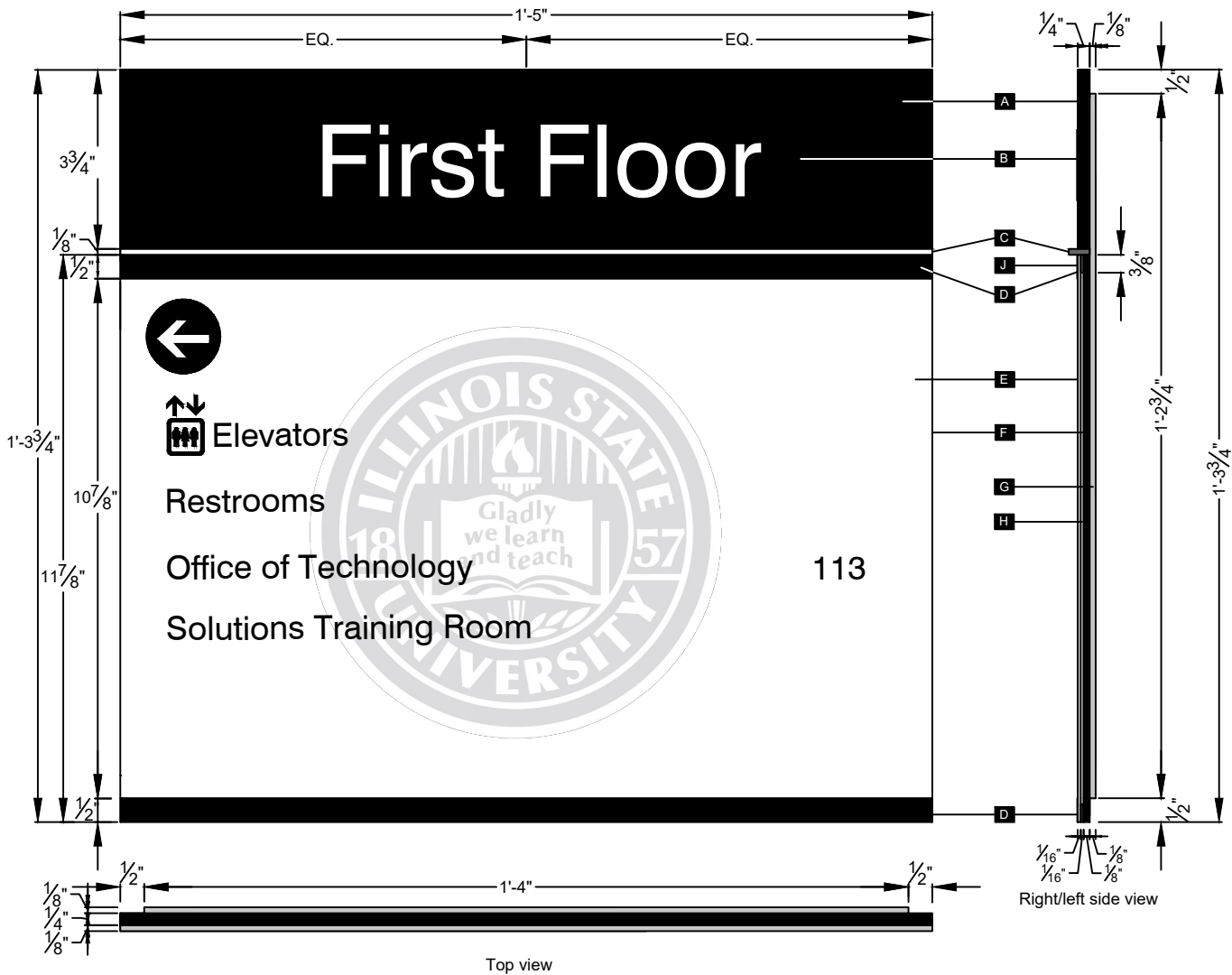


Legend:

- A** 11" w x 3" h x 1/4" d tactile photopolymer header. Header and edges painted first surface Sherwin Williams 6991 Black Magic (SW-6991).
- B** Tactile copy shall be 1-1/4" high, 1/32" d raised, white, upper and lower case "Meta Bold"; center justified (Copy to be provided by ISU).
- C** 11" w x 1/8" d x 3/8" h brushed aluminum bar.
- D** 1/2" h border, painted first surface Sherwin Williams 6991 Black Magic.
- E** 1'-5 7/8" h x 11" w x 1/16" d non-glare clear acrylic lens with 1/2" h border at top and bottom.
- F** Window unit shall fit 11" x 17" paper insert. 17" h changeable insert opening; to be left and right. Paper insert to be provided by ISU.
- G** 10" w x 1'-8" h x 1/8" d acrylic back plate.
- H** 3/8" h x 1/16" d acrylic spacer (urethane foam tape).

Requirements:

1. Submit sample to ISU for approval.
2. All signs shall meet ADA requirements.
3. Four strips of double sided 3M VHB tape and silicone adhesive mounting to be included unless otherwise noted.





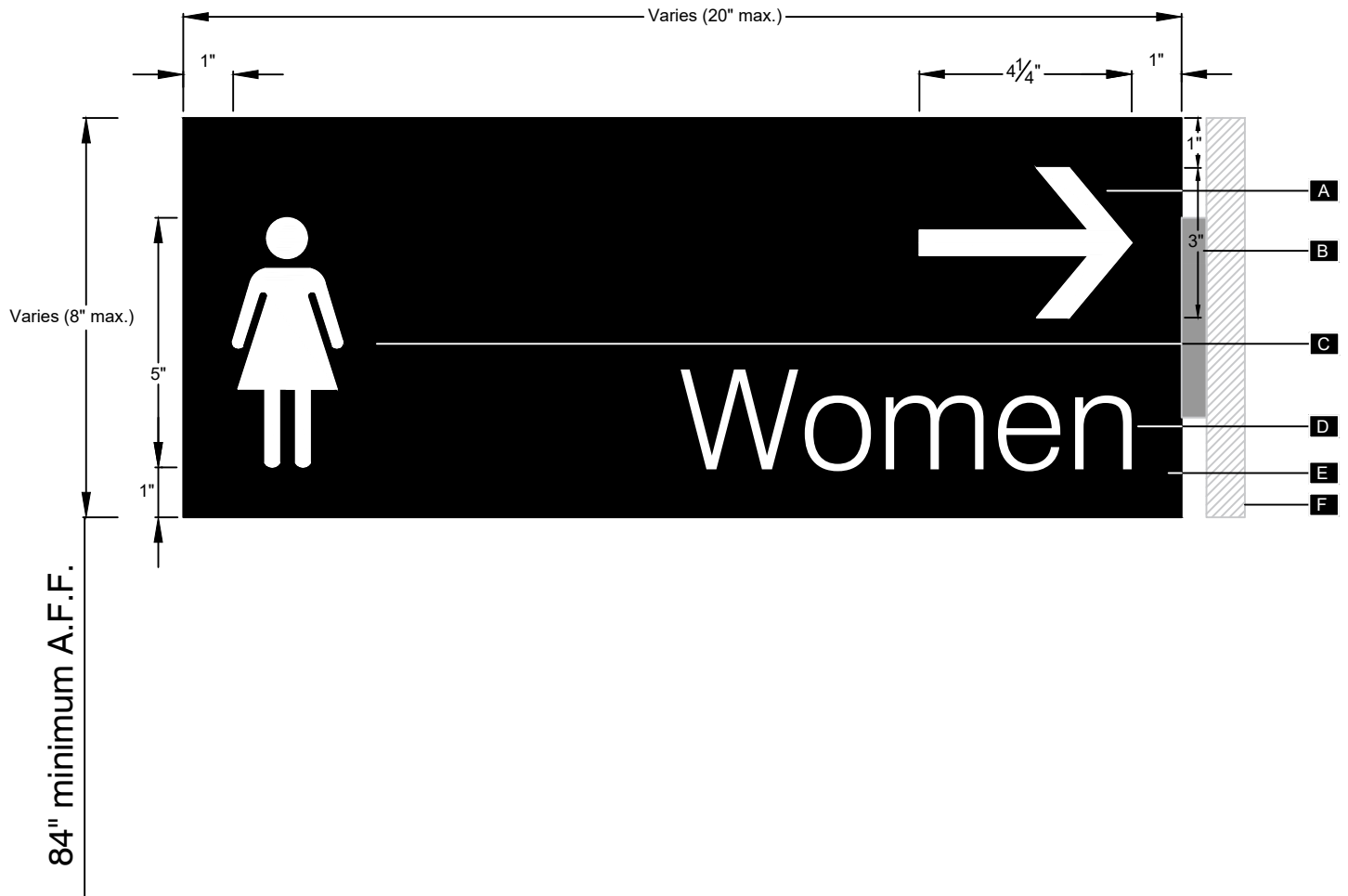
84" minimum A.F.F.

Legend:

- A** 3"h x 4-1/4"w white vinyl arrow; right justified.
- B** 2-1/4"w x 6"h wall bracket shall be brushed aluminum.
- C** White vinyl pictograms shall be 5"h; left justified.
- D** Identification copy shall be 2" high, upper and lower case "Helvetica Regular"; right justified.
- E** 8"h x 20"w x 1/8"d acrylic flag sign; face and edges painted Sherwin Williams 6991 Black Magic.
- F** Existing Wall.

Requirements:

1. Submit sample to ISU for approval.




Legend:

- A** 3"h x 4-1/4"w white vinyl arrow; right justified.
- B** 2-1/4"w x 6"h wall bracket shall be brushed aluminum.
- C** White vinyl pictograms shall be 5"h; left justified.
- D** Identification copy shall be 2" high, upper and lower case "Helvetica Regular"; right justified.
- E** 8"h x 20"w x 1/8"d acrylic flag sign; face and edges painted Sherwin Williams 6991 Black Magic.
- F** Existing Wall.

Requirements:

1. Submit sample to ISU for approval.

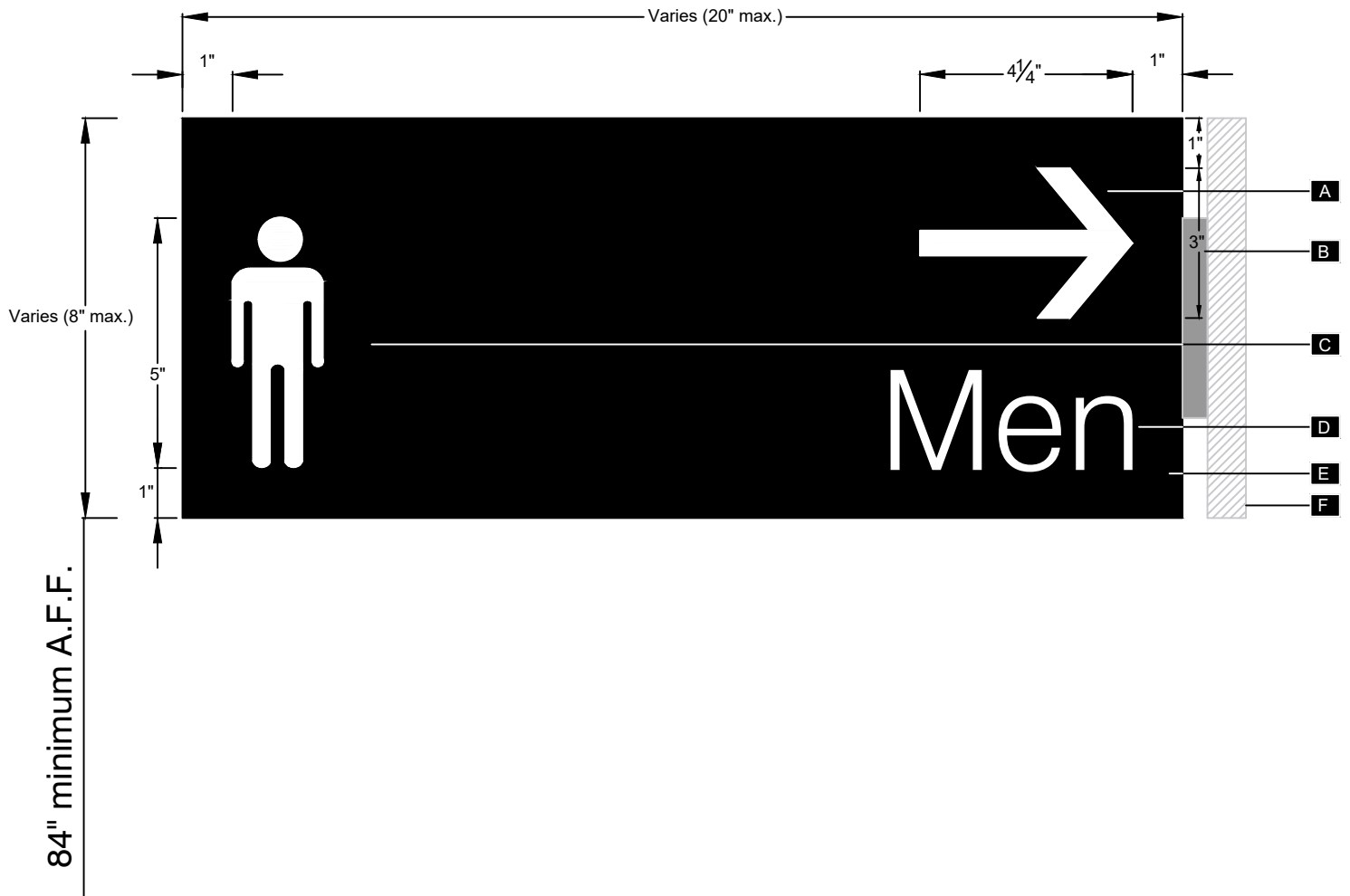


Legend:

- A** 3" h x 4-1/4" w white vinyl arrow; right justified.
- B** 2-1/4" w x 6" h wall bracket shall be brushed aluminum.
- C** White vinyl pictograms shall be 5" h; left justified.
- D** Identification copy shall be 2" high, upper and lower case "Helvetica Regular"; right justified.
- E** 8" h x 20" w x 1/8" d acrylic flag sign; face and edges painted Sherwin Williams 6991 Black Magic.
- F** Existing Wall.

Requirements:

1. Submit sample to ISU for approval.



Legend:

- A** 3"h x 4-1/4"w white vinyl arrow; right justified.
- B** 2-1/4"w x 6"h wall bracket shall be brushed aluminum.
- C** White vinyl pictograms shall be 5"h; left justified.
- D** Identification copy shall be 2" high, upper and lower case "Helvetica Regular"; right justified.
- E** 8"h x 20"w x 1/8"d acrylic flag sign; face and edges painted Sherwin Williams 6991 Black Magic.
- F** Existing Wall.

Requirements:

1. Submit sample to ISU for approval.

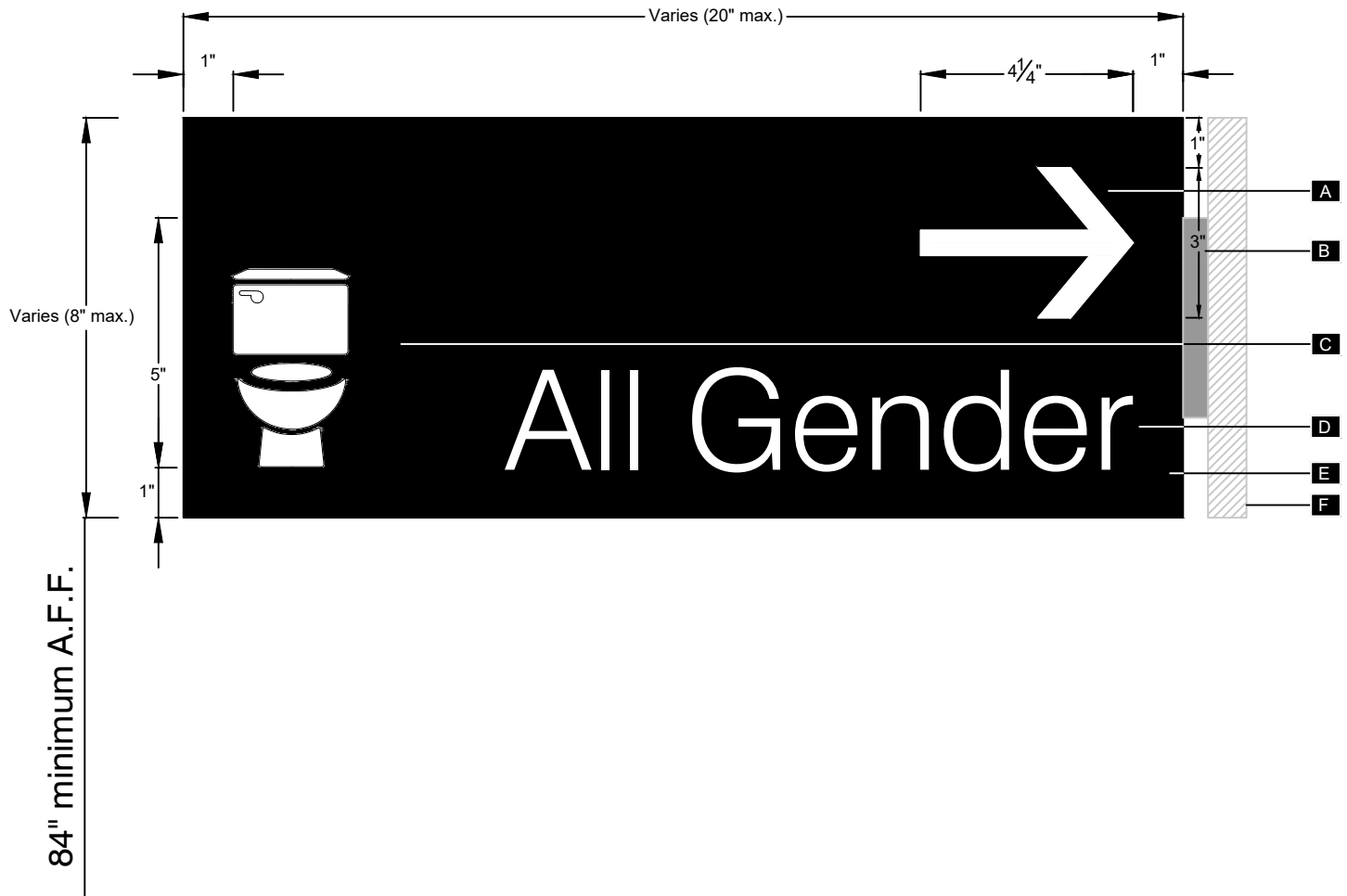


Legend:

- A** 3"h x 4-1/4"w white vinyl arrow; right justified.
- B** 2-1/4"w x 6"h wall bracket shall be brushed aluminum.
- C** White vinyl pictograms shall be 5"h; left justified.
- D** Identification copy shall be 2" high, upper and lower case "Helvetica Regular"; right justified.
- E** 8"h x 20"w x 1/8"d acrylic flag sign; face and edges painted Sherwin Williams 6991 Black Magic.
- F** Existing Wall.

Requirements:

1. Submit sample to ISU for approval.




Legend:

- A** 3"h x 4-1/4"w white vinyl arrow; right justified.
- B** 2-1/4"w x 6"h wall bracket shall be brushed aluminum.
- C** White vinyl pictograms shall be 5"h; left justified.
- D** Identification copy shall be 2" high, upper and lower case "Helvetica Regular"; right justified.
- E** 8"h x 20"w x 1/8"d acrylic flag sign; face and edges painted Sherwin Williams 6991 Black Magic.
- F** Existing Wall.

Requirements:

1. Submit sample to ISU for approval.




Legend:

- A** 3"h x 4-1/4"w white vinyl arrow; right justified.
- B** 2-1/4"w x 6"h wall bracket shall be brushed aluminum.
- C** White vinyl pictograms shall be 5"h; left justified.
- D** Identification copy shall be 2" high, upper and lower case "Helvetica Regular"; right justified.
- E** 8"h x 20"w x 1/8"d acrylic flag sign; face and edges painted Sherwin Williams 6991 Black Magic.
- F** Existing Wall.

Requirements:

1. Submit sample to ISU for approval.

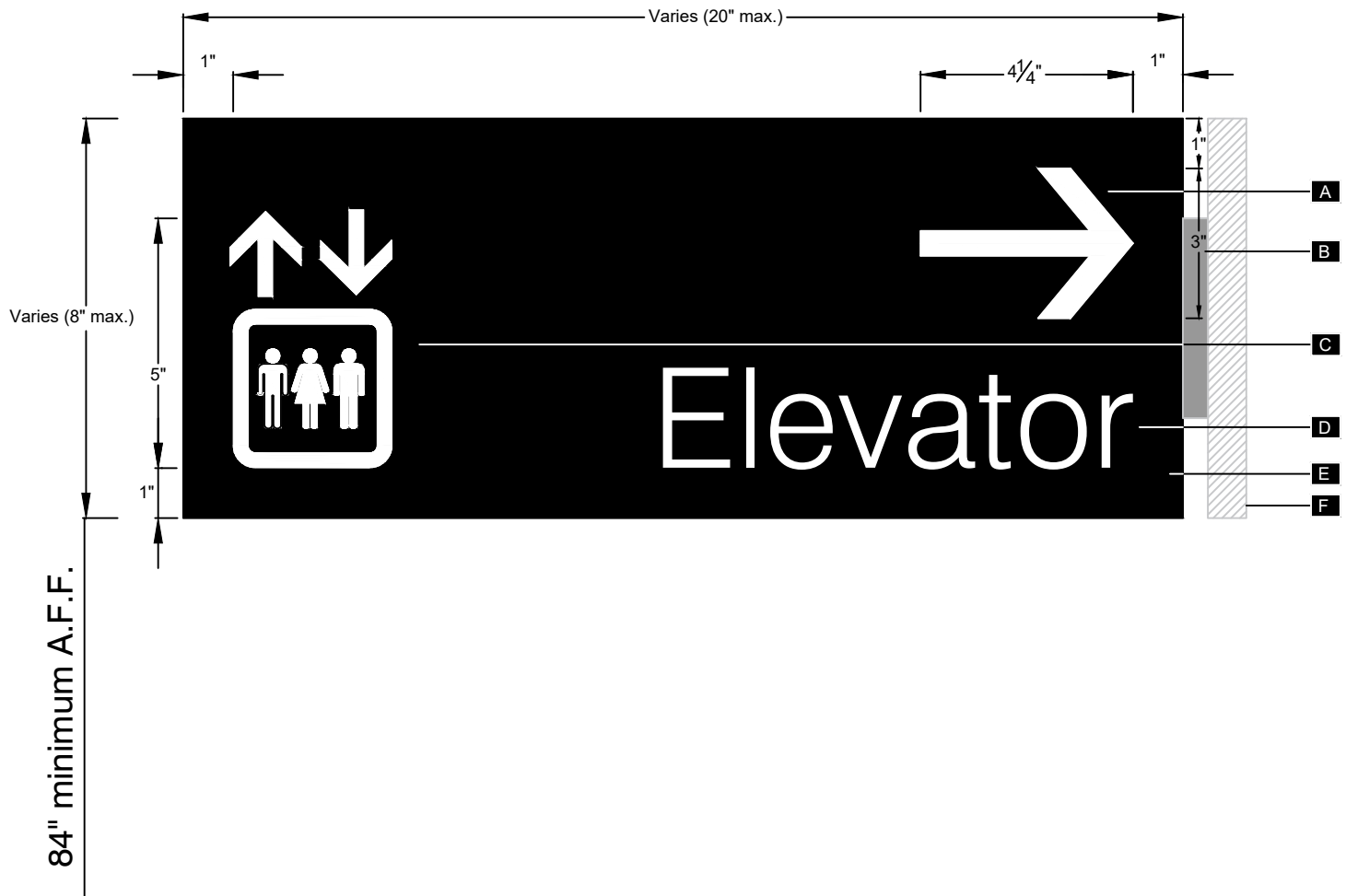


Legend:

- A** 3"h x 4-1/4"w white vinyl arrow; right justified.
- B** 2-1/4"w x 6"h wall bracket shall be brushed aluminum.
- C** White vinyl pictograms shall be 5"h; left justified.
- D** Identification copy shall be 2" high, upper and lower case "Helvetica Regular"; right justified.
- E** 8"h x 20"w x 1/8"d acrylic flag sign; face and edges painted Sherwin Williams 6991 Black Magic.
- F** Existing Wall.

Requirements:

1. Submit sample to ISU for approval.

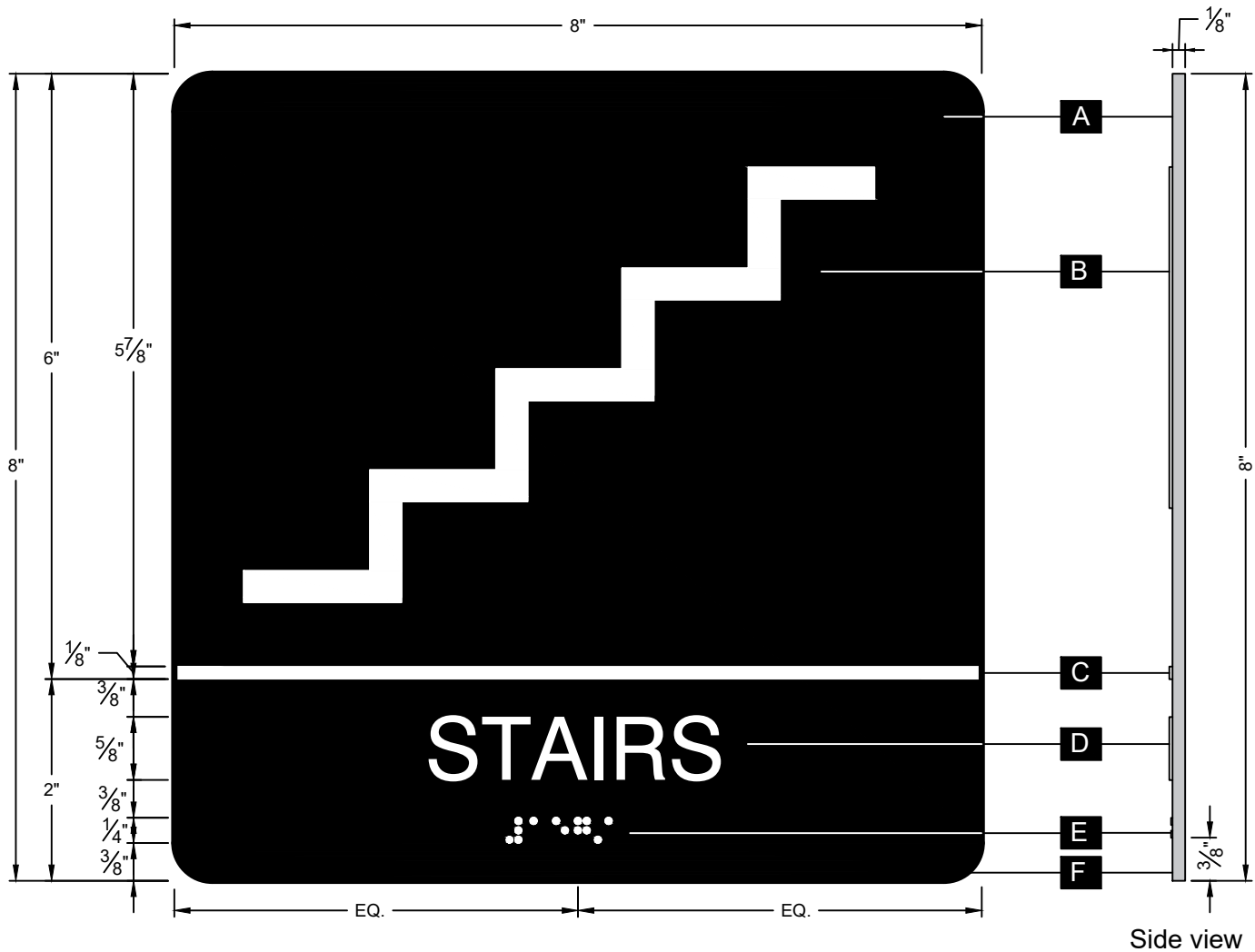


Legend:

- A** 3"h x 4-1/4"w white vinyl arrow; right justified.
- B** 2-1/4"w x 6"h wall bracket shall be brushed aluminum.
- C** White vinyl pictograms shall be 5"h; left justified.
- D** Identification copy shall be 2" high, upper and lower case "Helvetica Regular"; right justified.
- E** 8"h x 20"w x 1/8"d acrylic flag sign; face and edges painted Sherwin Williams 6991 Black Magic.
- F** Existing Wall.

Requirements:

1. Submit sample to ISU for approval.



Legend:

- A** 8"w x 9"h x 1/8"d tactile photopolymer face and edges painted first surface Sherwin William 6991 Black Magic (SW-6991).
- B** 6"h x 1/32"d raised, white pictogram.
- C** 1/8"h x 1/32"d raised, white bar.
- D** Identification copy shall be 5/8" high, 1/32"d raised, white, upper case "Helvetica Regular"; center justified.
- E** Grade II braille painted first surface SW-6991. Braille to be located directly below text and indicate all text, pictograms, and room numbers.
- F** 1/2" radius rounded corners.

Requirements:

1. Submit sample to ISU for approval.
2. All signs shall meet ADA requirements.
3. Three strips of double sided 3M VHB tape mounting to be included unless otherwise noted.

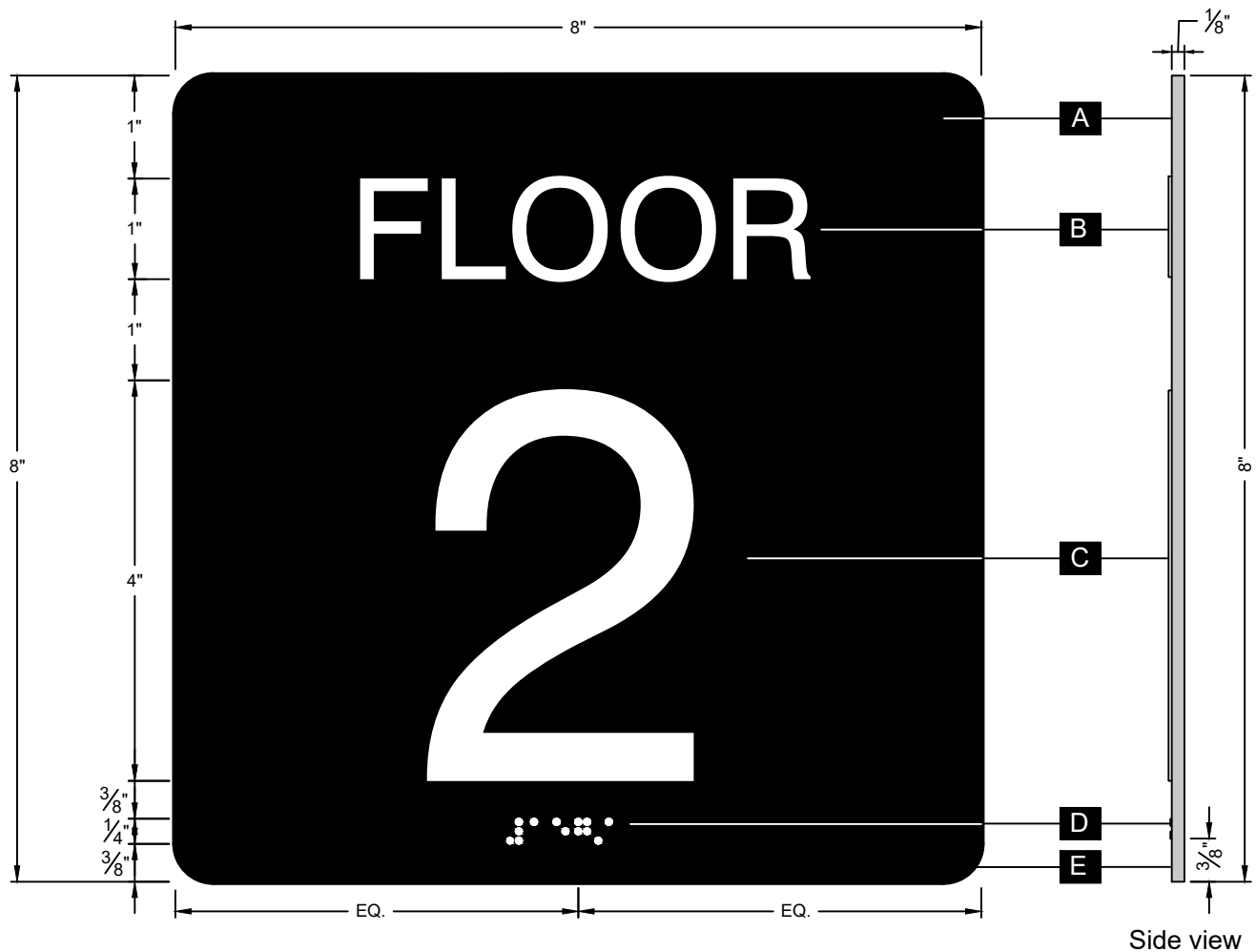


Legend:

- A** 8"w x 9"h x 1/8"d tactile photopolymer face and edges painted first surface Sherwin William 6991 Black Magic (SW-6991).
- B** 6"h x 1/32"d raised, white pictogram.
- C** 1/8"h x 1/32"d raised, white bar.
- D** Identification copy shall be 5/8" high, 1/32"d raised, white, upper case "Helvetica Regular"; center justified.
- E** Grade II braille painted first surface SW-6991. Braille to be located directly below text and indicate all text, pictograms, and room numbers.
- F** 1/2" radius rounded corners.

Requirements:

1. Submit sample to ISU for approval.
2. All signs shall meet ADA requirements.
3. Three strips of double sided 3M VHB tape mounting to be included unless otherwise noted.

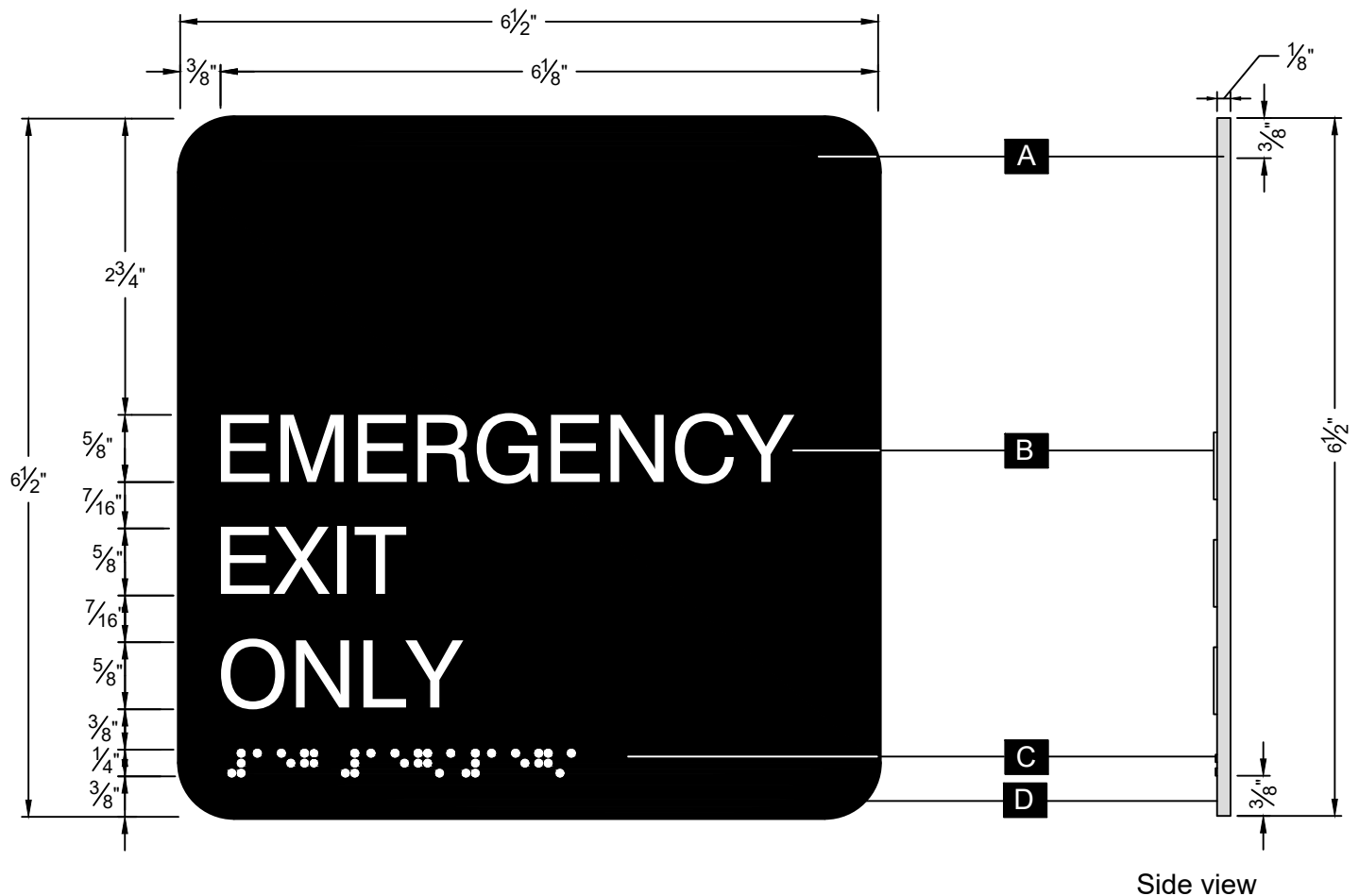


Legend:

- A** 8"w x 9"h x 1/8"d tactile photopolymer face and edges painted first surface Sherwin William 6991 Black Magic (SW-6991).
- B** Identification copy shall be 1" high, 1/32"d raised, white, upper case "Helvetica Regular"; center justified.
- C** 4" h x 1/32"d raised, white pictogram.
- D** Grade II braille painted first surface SW-6991. Braille to be located directly below text and indicate all text, pictograms, and room numbers.
- E** 1/2" radius rounded corners.

Requirements:

1. Submit sample to ISU for approval.
2. All signs shall meet ADA requirements.
3. Three strips of double sided 3M VHB tape mounting to be included unless otherwise noted.



Legend:

- A** 6-1/2"w x 6-1/2"h x 1/8"d tactile photopolymer face and edges painted first surface Sherwin William 6991 Black Magic (SW-6991).
- B** Identification copy shall be 5/8" high, 1/32"d raised, white, upper case "Helvetica Regular"; left justified.
- C** Grade II braille painted first surface SW-6991; left justified.
- D** 1/2" radius rounded corners.

Requirements:

1. Submit sample to ISU for approval.
2. All signs shall meet ADA requirements.
3. Three strips of double sided 3M VHB tape mounting to be included unless otherwise noted.



Legend:

- A** 8"w x 9"h x 1/8"d tactile photopolymer face and edges painted first surface Sherwin William 6991 Black Magic (SW-6991).
- B** 6"h x 1/32"d raised, white pictogram.
- C** 1/8"h x 1/32"d raised, white bar.
- D** Identification copy shall be 5/8" high, 1/32"d raised, white, upper case "Helvetica Regular"; center justified.
- E** Grade II braille painted first surface SW-6991. Braille to be located directly below the text and indicate all text, pictograms, and room numbers.
- F** 1/2" radius rounded corners.

Requirements:

1. Submit sample to ISU for approval.
2. All signs shall meet ADA requirements.
3. Three strips of double sided 3M VHB tape mounting to be included unless otherwise noted.



Side view

Legend:

- A** 8"w x 9"h x 1/8"d tactile photopolymer face and edges painted first surface Sherwin William 6991 Black Magic (SW-6991).
- B** 6"h x 1/32"d raised, white pictogram.
- C** 1/8"h x 1/32"d raised, white bar.
- D** Identification copy shall be 5/8" high, 1/32"d raised, white, upper case "Helvetica Regular"; center justified.
- E** Grade II braille painted first surface SW-6991. Braille to be located directly below text and indicate all text, pictograms, and room numbers.
- F** 1/2" radius rounded corners.

Requirements:

1. Submit sample to ISU for approval.
2. All signs shall meet ADA requirements.
3. Three strips of double sided 3M VHB tape mounting to be included unless otherwise noted.

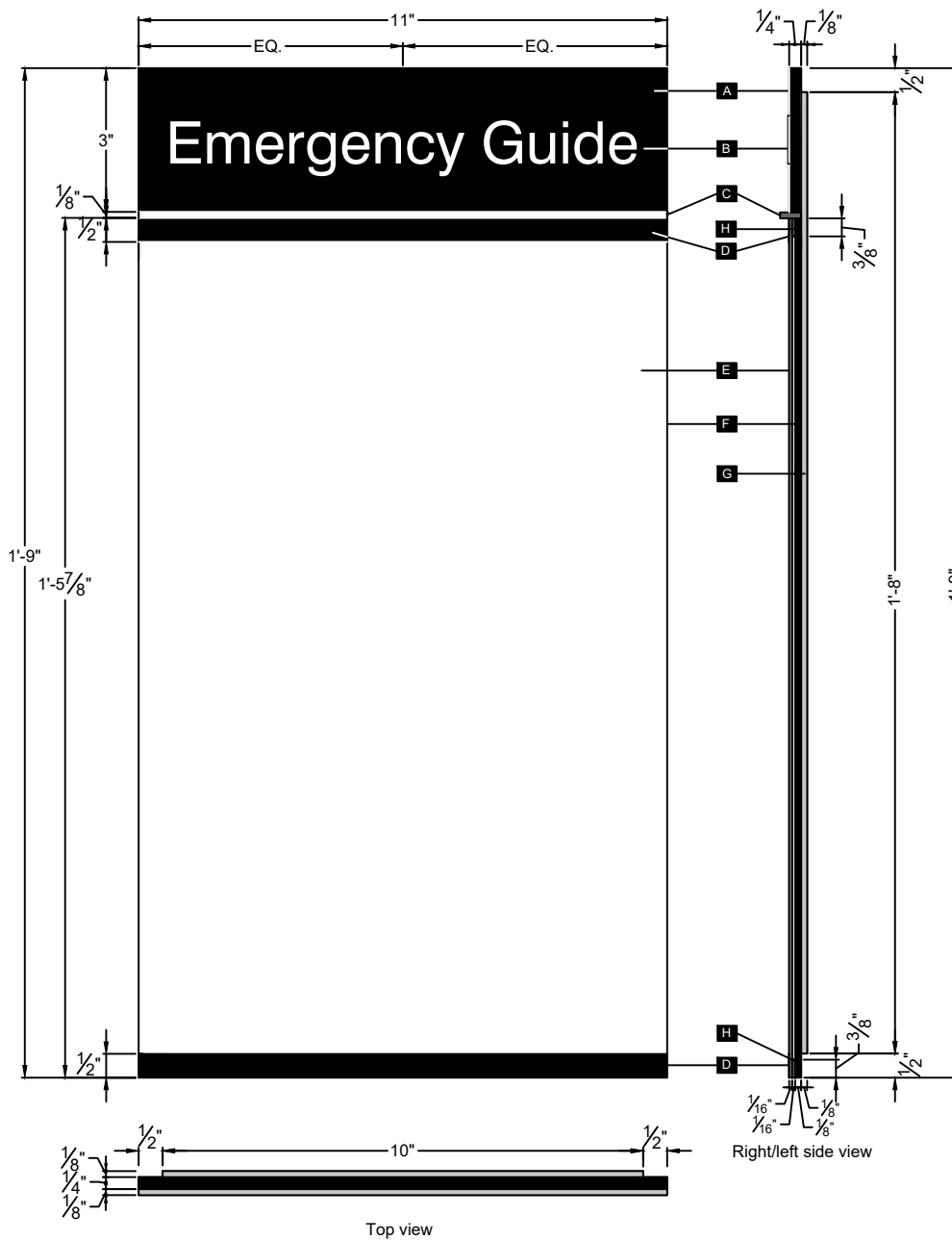


Legend:

- A** 8"w x 9"h x 1/8"d tactile photopolymer face and edges painted first surface Sherwin William 6991 Black Magic (SW-6991).
- B** 5/8"h x 1/32"d raised, white, upper case "Helvetica Regular" text; center justified.
- C** Grade II braille painted first surface SW-6991. Braille to be located directly below the text and indicate all text, pictograms, and room numbers.
- D** Identification copy shall be 1/4" high, 1/32"d raised, white, upper case "Helvetica Regular"; center justified.
- E** 2"w x 1/8"h x 1/32"d raised white bar.
- F** 1/2" radius rounded corners.

Requirements:

1. Submit sample to ISU for approval.
2. All signs shall meet ADA requirements.
3. Three strips of double sided 3M VHB tape mounting to be included unless otherwise noted.

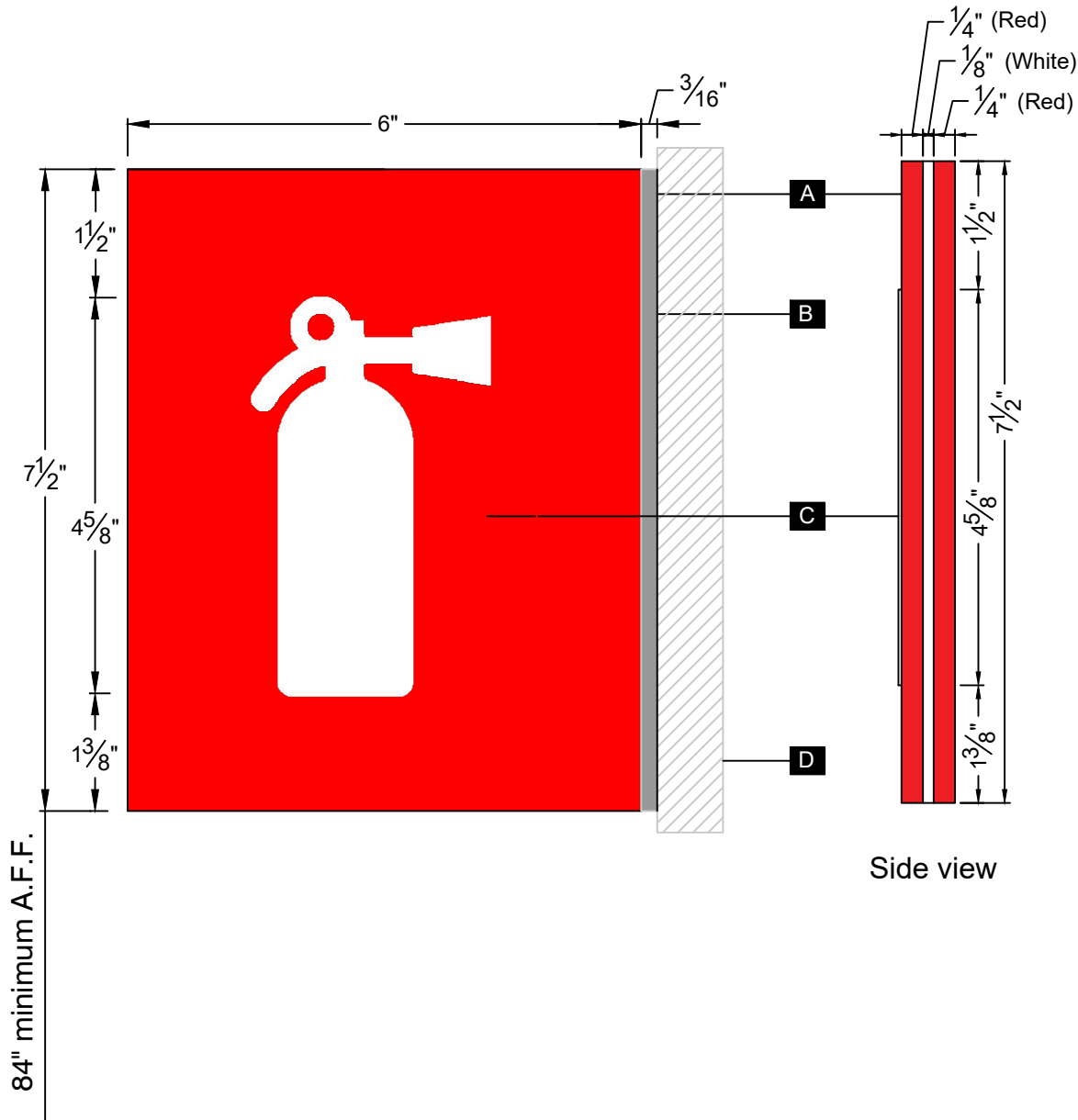


Legend:

- A** 11" w x 3" h x 1/4" d tactile photopolymer header. Header and edges painted first surface Sherwin William 6991 Black Magic (SW-6991).
- B** Tactile copy shall be 1-1/4" high, 1/32" d raised, white, upper and lower case "Meta Bold"; center justified (Copy to be provided by ISU).
- C** 11" w x 1/8" d x 3/8" h brushed aluminum bar.
- D** 1/2" h border, painted first surface Sherwin Williams 6991 Black Magic.
- E** 1'-5 7/8" h x 11" w x 1/16" d non-glare clear acrylic lens with 1/2" h border at top and bottom.
- F** Window unit shall fit 11" x 17" paper insert. 17" h changeable insert opening; to be left and right. Paper insert to be provided by ISU.
- G** 10" w x 1'-8" h x 1/8" d acrylic back plate.
- H** 3/8" h x 1/16" d acrylic spacer (urethane foam tape).

Requirements:

1. Submit sample to ISU for approval.
2. All signs shall meet ADA requirements.
3. Four strips of double sided 3M VHB tape and silicone adhesive mounting to be included unless otherwise noted.

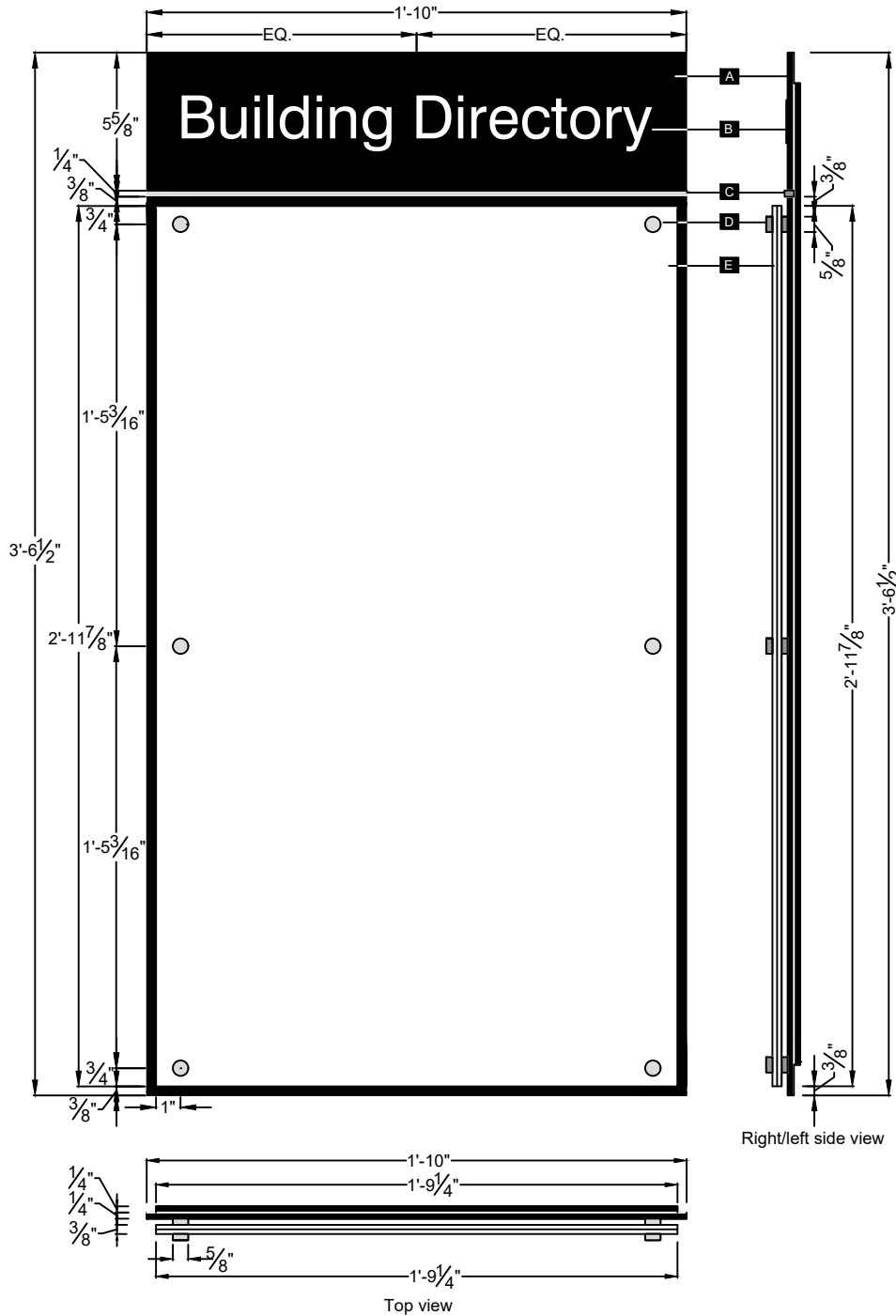


Legend:

- A** 6"w x 7-1/2"h x 5/8"d two-sided acrylic flag sign; 6"w x 7-1/2"h x 1/4"d sign face and edges shall be painted ISU Red (To match Pantone #186C); 6"w x 7-1/2"h x 1/8"d edge shall be painted white (center).
- B** 1-1/2"w x 7-1/2"h x 3/16"d steel wall bracket.
- C** White vinyl pictogram shall be 4-5/8"h.
- D** Existing Wall.

Requirements:

1. Submit sample to ISU for approval.

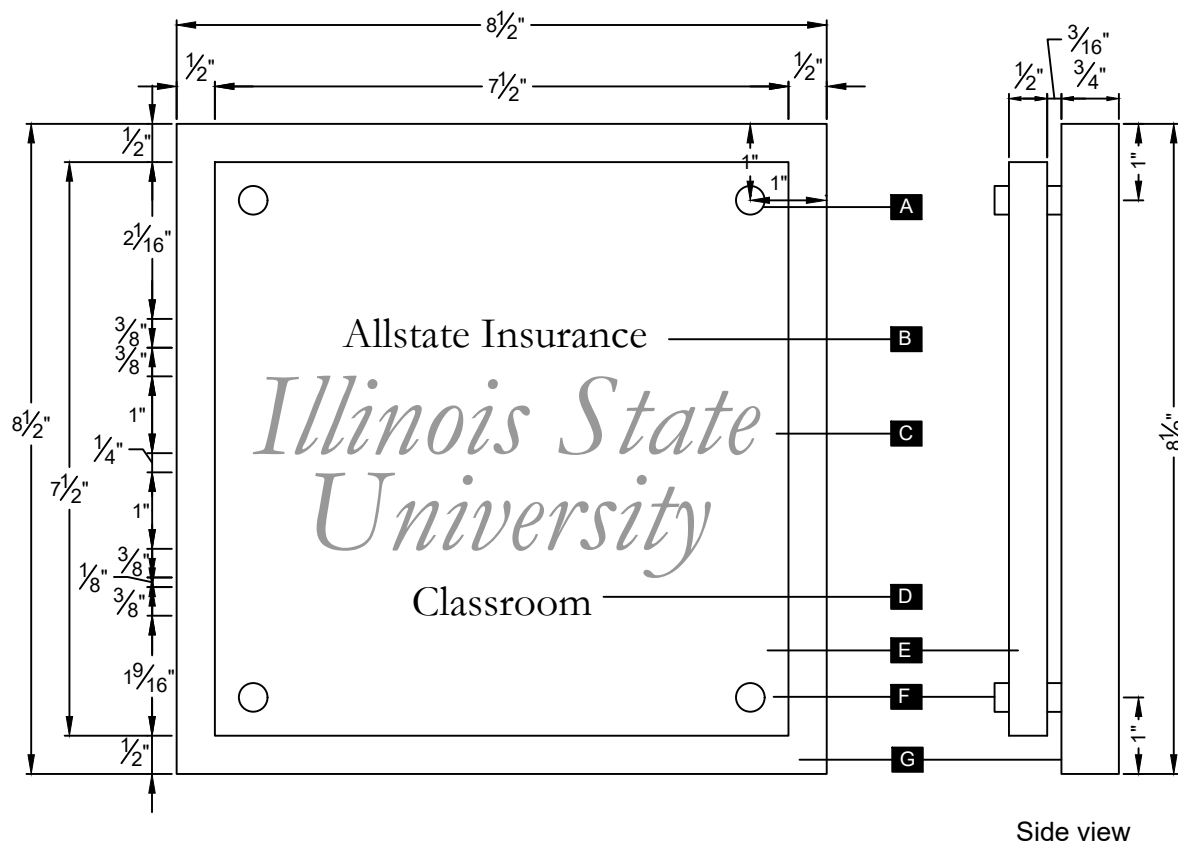


Legend:

- A** 22"w x 5-5/8"h x 1/4"d tactile photopolymer header. Header and edges painted first surface Sherwin William 6991 Black Magic (SW-6991).
- B** Tactile copy shall be 1-3/4" high, 1/32"d raised, white, upper and lower case "Meta Bold"; center justified (Copy to be provided by ISU).
- C** 22"w x 1/2"d x 1/4"h brushed aluminum bar.
- D** 5/8" dia. silver stand off plus silver pucks.
- E** Paper insert shall be placed between two 21-1/4"w x 35-7/8"h x 1/4"d clear acrylic lens. Paper insert shall be provided by ISU.

Requirements:

1. Submit sample to ISU for approval.
2. 21"w x 38-1/4"h x 1/4"d acrylic back-plate and shall use french cleat mounting method for installation.

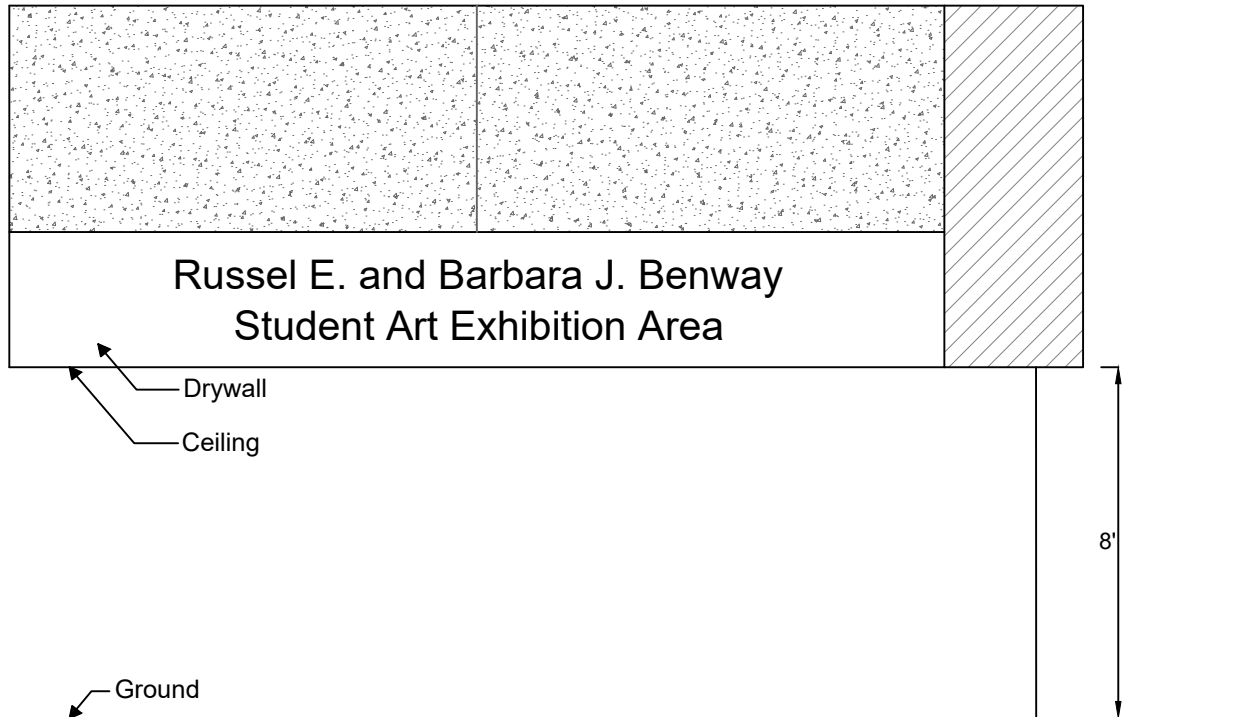


Legend:

- A** Center of metal standoffs to be 1" from edge of wood base.
- B** 3/8" min. Caslon 3 text shall be centered. Donated area to be 5/8" sand carved on the front of the glass, and copy color shall be filled with matte black paint. 3/8" between the bottom of the upper case character of the first line to the top of the upper case character of the second line (where applicable). Text engraved 10 to 15 thousandths into the glass.
- C** 1" Italic Garamond text shall be centered. "Illinois State University" to be etched on back of glass. Text engraved 20 to 40 thousandths into the glass.
- D** 3/8" min. Caslon 3 text shall be centered. Donated area to be 3/8" sand carved on the front of the glass, and copy color shall be filled with matte black paint. 1/4" between the bottom of the upper case character of the first line to the top of the upper case character of the second line (where applicable). Text engraved 10 to 15 thousandths into the glass.
- E** 7-1/2"w x 7-1/2"h x 1/2"d jade glass plate, frosted on backside. Perimeter will have a 1/16" beveled edge on all sides, front and back.
- F** 3/8" silver metal standoffs. Four 3/16" tubular caps. 3/8" nylon washers and socket head cap screws.
- G** 8-1/2"w x 8-1/2"h x 3/4"d solid beech wood base stained to match existing door stain. 1/4" beveled edge around the perimeter.

Requirements:

1. Submit sample to ISU for approval.

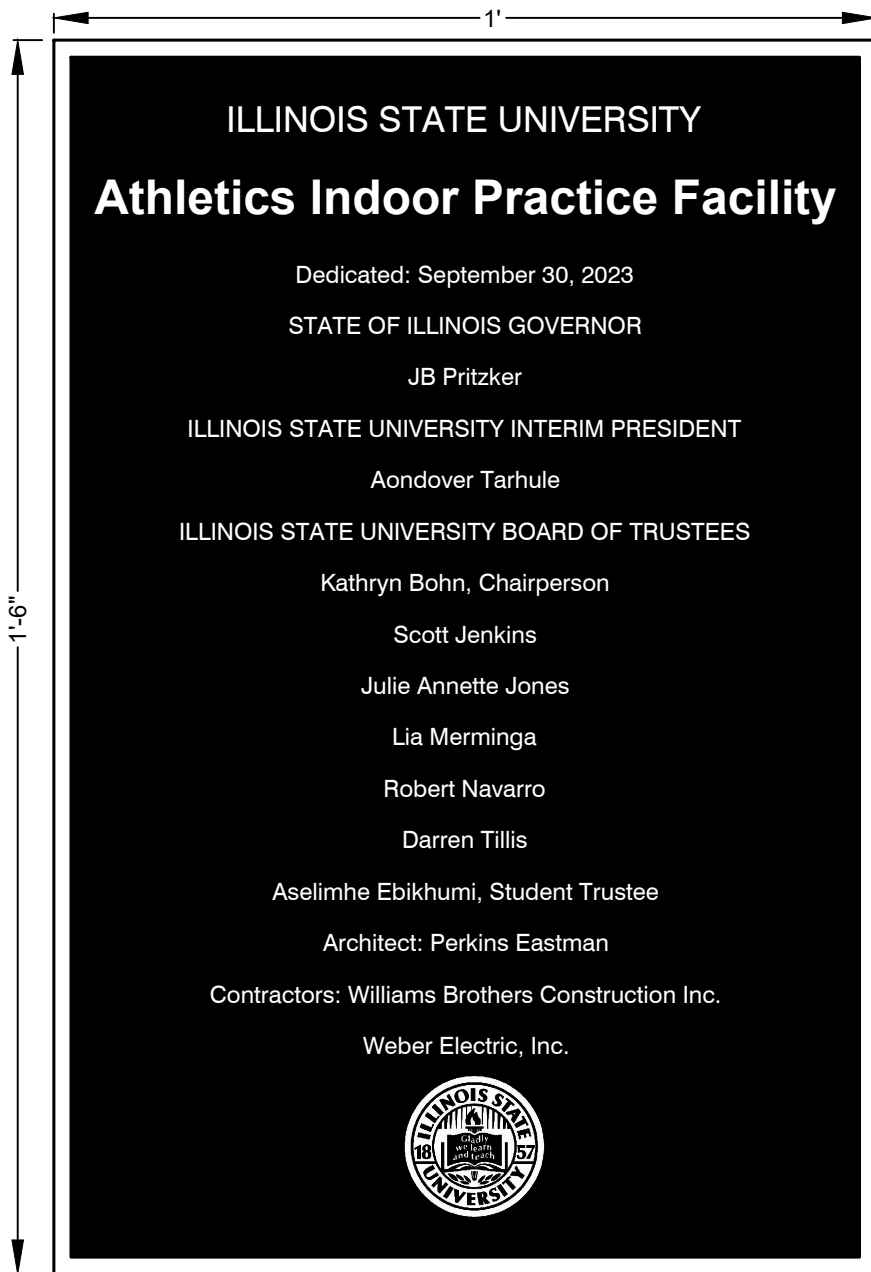


Lettering specifications:

- Material: Acrylic.
- Text height: Varies (Height of letters will vary depending on location).
- Font: Helvetica Regular, upper and lower case.
- Color: Black.

Requirements:

- Submit sample to ISU for approval.



CAST ALUMINUM BUILDING DEDICATION PLAQUE

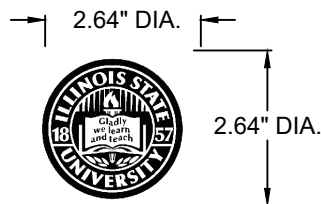
Material: Aluminum
 Size: 12" W x 18"H
 Depth: Painted Edges - $\frac{5}{16}$ " thick cast
 Shape: Rectangle with insert
 Copy: Raised Copy-Horizontal Stroke
 Finish: Leatherette - w/ Brushed Surface
 Border: Single Line Border
 Color: 2025 Black SATIN Painted
 Style: Per Artfile Supplied
 Clear: Satin
 Mount: QTY 6 Blind Studs, 3 Top, 3 Bottom
 Rosettes: No Rosettes Required
 Pattern: No Pattern Requested

Raised: Aluminum
 Recessed: 2025 Black

ETCHED INSERT

Size: 2.64" Diameter
 Finish: Smooth-Brushed Face-Ptd return
 Material: 304 Stainless Steel
 Depth: $\frac{1}{16}$ " Thick Material
 Grain: Horizontal Grain
 Color: 2025 Black SATIN Painted
 Clear Coat: Satin

Raised: Stainless Steel
 Recessed: 2025 Black



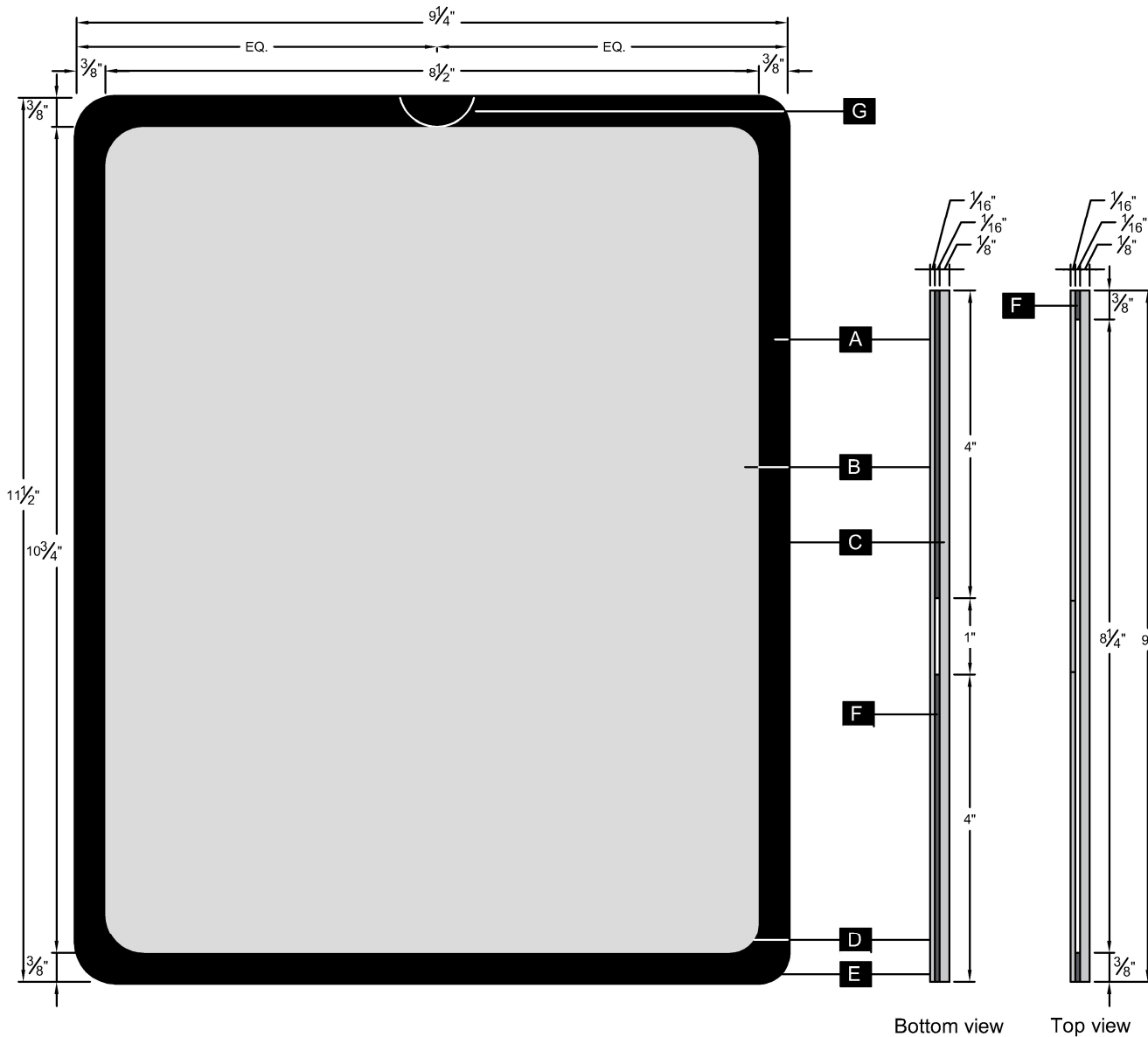


Legend:

- A** 10"w x 8"h x 1/8"d tactile photopolymer face and edges painted first surface Sherwin William 6991 Black Magic (SW-6991).
- B** Identification copy shall be 5/8" high, 1/32"d raised, upper case "Helvetica Regular"; center justified.
- C** Grade II braille painted first surface SW-6991. Braille to be located directly below the text and indicate all text, pictograms, and room numbers.
- D** 1/2" radius rounded corners.

Requirements:

1. Submit sample to ISU for approval.
2. All signs shall meet ADA requirements.
3. Three strips of double sided 3M VHB tape mounting to be included unless otherwise noted.



Legend:

- A** 3/8"w subsurface border and edges painted Sherwin William 6991 Black Magic (SW-6991).
- B** 9-1/4"w x 11-1/2"h 1/16"d non-glare clear acrylic lens with 3/8"w subsurface border memo holder. Window shall fit 8-1/2"w x 11"h paper insert.
- C** 9-1/4"w x 11-1/2"h x 1/8"d acrylic back plate painted SW-6991.
- D** 1/4" radius inside corner.
- E** 1/2" radius outside corner.
- F** 3/8"w x 1/16"d acrylic spacer (urethane foam tape) to create changeable insert slot.
- G** 10-3/4"h x 8-1/2"w x 1-1/16"d changeable insert opening (top) with centered notch opening; 1" opening at bottom; center justified.

Requirements:

1. Submit sample to ISU for approval.
2. All signs shall meet ADA requirements.
3. Three strips of double sided 3M VHB tape mounting to be included unless otherwise noted.